



STANDARD SHOOTING RULES

Effective: 1st July 2023

Version 7.3

Modified and Published as at 1st July 2023

Rule Changes and Additions in this Edition 7.3 since Version 7.2

Chapter 3.4	Review of Approved Projectiles for TR and F Std.
Chapter 23	Sporter Discipline (previously Sporting/Hunting) – clarification, standardisation; Factory Class (FC) and Factory Open Class (FOC)
Appendix 1 to Chapter 3	Approved Projectiles and Powder – additional descriptions

Rule Changes and Additions in this Edition 7.2 since Version 7.1

Rule 24.21.1	Precision Service Rifle – wording changed to “None humanoid looking targets.”
--------------	---

Rule Changes and Additions in this Edition 7.1 since Version 7.0 (a)

Rule 4.1.4.4 (c)	Wording “or 3 minutes from the time of warning has passed, whichever comes last” added.
Rule 4.2.1.16	Update for the inclusion of wireless headsets in teams competition.
Rule 20.2.4	F Open and F/TR front stand update.
Chapter 25	Addition of Biathlon Rules for use on NRAA Ranges

Rule Changes and Additions in this Edition 7.0 (a) since Version 7.0

Rule 1.3.40.1	Introduction of Empty Chamber Indicator, effective 1 November 2020
Rule 1.3.41	Description of Empty Chamber Indicator
Rule 2.1.1	When the Empty Chamber Indicator should be inserted
Rule 2.1.3	Safety Rule and Control of Competitions - interruption to shooting; insertion of Empty Chamber Indicator
Rule 2.1.7.3	Safety Rule and Control of Competitions - Danger Signals and Cease Fire - unload, remove bolt from rifle AND insert an Empty Chamber Indicator.
Rule 2.1.5	Retiring from the firing point, presentation of firearm for inspection and empty chamber indicator re-inserted

Rule Changes and Additions in this Edition 7.0 since Version 6.0 (c)

Rule 4.5.1.18	Payment of \$1 removed and wording revised to reflect ICFRA rule 12.18
Appendix 6, No 2.	Wording “where the target frame dimensions fall within the ROT dimensions detailed in 13.1.3” added.
Chapter 24	Addition of Precision Service Rifle

**Amendments to any rules that are to take effect
immediately**

will be published on the

NRAA Website at:-

<http://www.nraa.com.au>

CHAPTER INDEX

CHAPTER	CONTENT	PAGE
Chapter 1	Introduction	5
Chapter 2	Safety Rules and Control of Competition	9
Chapter 3	Target Rifle [TR] - Rifles, Ammunition & Accessories	14
Chapter 4	Shooting Procedures	22
Chapter 5	Range Officer, Butts Officer & Staff Instructions	36
Chapter 6	Scoring – Rules for Scorers & Check Scorers	39
Chapter 7	Tie Regulations	41
Chapter 8	Offences	45
Chapter 9	Penalties	47
Chapter 10	Protests and Appeals	48
Chapter 11	Miscellaneous	49
Chapter 12	Uniform Grading Rules	52
Chapter 13	Targets	59
Chapter 14	Range Equipment	65
Chapter 15	Target Rifle - Optical Class [OC]	65
Chapter 16	Service Rifle Target Shooting	66
Chapter 17	Field & Rimfire Class Target Shooting [FCTS & RCTS]	81
Chapter 18	Match Rifle Target Shooting [MR]	92
Chapter 19	Long Range Black Powder Target Shooting	95
Chapter 20	F Class Target Shooting [FC]	96
Chapter 21	300m ISSF	105
Chapter 22	600 & 1000 Yd Global Bench Rest	106
Chapter 23	Sporter Discipline	116
Chapter 24	Precision Service Rifle	119
Chapter 25	Biathlon Rules for use on NRAA Ranges	130
Chapter 26	Drug Policy	134

APPENDICES

Appendix 1 to Chapter 3	Approved Projectiles and Powder	136
Appendix 2 to Chapter 4	Gauge Design	138
Appendix 3 to Chapter 16	Example of Courses of Fire	139
Appendix 4a to Chapter 17	Field & Rimfire Class Range Orders	143
Appendix 4b to Chapter 17	Field Class Course of Fire	146
Appendix 4c to Chapter 17	Rimfire Class Course of Fire	148
Appendix 4d to Chapter 17	FCTS & RCTS (Targets & Ancillary Equipment)	150
Appendix 4e to Chapter 17	Field & Rimfire Class Grading	151
Appendix 5	Safety Alert for Modified Military Rifles	152
Appendix 6	Scoring Procedures for Electronic Targets	153
Appendix 7	National Grading System & OPMP Program	155
Appendix 8	Target Design & Construction	158
Appendix 9	NRAA Service Rifle Approved Standard Class Firearms	159
Appendix 10	NRAA Service Rifle Approved Sniper Rifles	162

CHAPTER 1

INTRODUCTION

1.1 Preamble

1.1.1 The undermentioned Rules were adopted by the National Rifle Association of Australia Limited [hereinafter called the NRAA] for use by promoting bodies authorised to conduct rifle shooting competitions.

1.1.2 Amendments to rules that are to take effect immediately will be publicised on the NRAA website and in the National Target Magazine.

1.1.3 All previous Rules are hereby repealed.

1.2 Best Practice

Certification

All barrel manufacturers must comply by 30th December 2005 in that all barrels are to be stamped as a minimum with a Manufacturing ID Number, a numerical or other mark by which the manufacturer will be able to trace the barrel to its quality audit trail, and a mark certifying that the barrel is safe for use. Any armouring work undertaken from January 1, 2006 must have the barrel marked with the Armourers identifying mark and transpose any manufacturer ID marks.

Armouring

It is the responsibility of all distributors, members and participants that they adhere to state firearm laws, including but not limited to, that all firearms are armouring by appropriately licensed persons. Not to do so may invalidate any insurance coverage in the case of any incident involving the user.

Incident Procedures

- (a) As part of NRAA's Risk Management and Duty of Care, all members are requested that in the event of a catastrophic equipment failure, the equipment will be surrendered and immediately quarantined at the mound by a NRAA delegate or by the Range / Safety Officer in attendance, including, spent cartridges and unused ammunition being used on the day. In addition, if thought fit by the NRAA, the equipment will be permitted to be taken to an independent testing authority by the NRAA. The NRAA undertakes to meet all costs associated with the testing, however should it be found that the owner has not adhered to Best Practice outlined, and implied, all costs will be borne by the owner of the equipment.
- (b) A NRAA 'Standard Incident Form' will be completed and signed and submitted to the NRAA within 48 hours by the operating Authority on the day.
- (c) All hand loaders are required to keep an accurate record of post-production barrel re-chambering, hand load charge weights and components used, over-all round dimensions and the number of rounds fired. This information should be made available to the NRAA or its authorised representative in the case of suspect equipment or actual equipment failure.

- (d) The onus is on all competitors to ensure that they do not exceed the manufacturer's specified maximum loads or pressures.

1.3 Definition of Terms

1.3.1 Ammunition

5.56mm NATO shall include .223 Remington. 7.62mm NATO shall include .308 Winchester.

1.3.2 *Authorised Rifle Ranges* are military, NRAA, State or Territory Association, District Association or Club ranges conforming to the standards of safety laid down from time to time and certified 'approved' by the Inspector of Rifle Ranges or relevant State or Territory Association.

1.3.3 *Blow Off Shots*- A shot or shots fired for the purpose of warming or fouling the barrel within a period of one hour preceding a competition.

1.3.4 *Central or V Bull* is a shot counting five points striking the target in the area defined in 'target dimensions' [Chapter 13] and scored with the Roman numeral 'V'. Where shooting conditions permit the total number of centrals may be recorded after the points-score separated by a hyphen.

1.3.5 *Check Scorer* is the person who records the score on the blackboard.

1.3.6 *Chief Range Officer [CRO] or Range Officer [RO]* as the circumstance require is the person or are the persons appointed by the promoting body to take control of a rifle competition from the firing mound.

1.3.7 *Clearing Glass* is an optical lens.

1.3.8 *Competition* is a series of matches and aggregates conducted by a promoting body, which has been approved by the appropriate authority.

1.3.9 *Competitor* shall mean and include every person who takes part in a shoot, a rifle practice or competition.

1.3.10 *Council* includes for the purposes of these Rules a rifle club committee.

1.3.11 *Custom Built* means a one off rifle or stock made to the specifications of the purchaser within the limits laid down by these Rules.

1.3.12 *Danger Signal*:- the following shall be recognised danger signals or signals to cease fire:-

- (a) a call of 'cease fire' by a RO or scorer.
- (b) raising a red flag above the mantelet or on the firing mound.
- (c) holding a target at the half mast position.
- (d) all targets half masted.
- (e) a series of whistle blasts.

1.3.13 *Dry Shooting* is cocking the action, aiming at the target and let off without ammunition from the firing mound.

1.3.14 *Dummy* is a frame used for the purpose of displaying the value disc.

1.3.15 *Conventional Target* – is a target marked manually in the butts where spotting disks are used to indicate the location of shots.

Electronic Target - is a target system where the position and value of a shot or shots is indicated to the competitor per medium of an electronic visual display unit situated on the firing point.

1.3.16 *Executive Committee* is the body elected in accordance with the constitution of the promoting body to prepare and conduct rifle shooting competitions.

1.3.17 *Match Executive Officer* is a person appointed by the promoting body to have control of the competitions

1.3.18 *Filter* is a coloured glass.

- 1.3.19 *Firing Mound* or *Firing Point* is the conventional sloping mound or where none exists flat ground at each range distance, or such other place authorised by the conditions where shooting takes place.
- 1.3.20 *ISSF* is the International Shooting Sport Federation.
- 1.3.21 *ICFRA* is the International Confederation of Fullbore Rifle Associations.
- 1.3.22 *Male* includes female.
- 1.3.23 *Military* or *Service Rifle Club* is a club or division of a club which engages in service type practices on rifle ranges where the course of fire is permitted under range standing orders.
- 1.3.24 *Numeric Score* is the number of points obtained in a competition determined by adding the value of each shot as set out in Chapter 13 of these Rules, central bulls-eyes counting five.
- 1.3.25 *Promoting Body* includes as well as the NRAA all Associations and clubs under its control.
- 1.3.26 *Ricochet* means a shot which has obviously hit the ground or an object in front of the target and then rebounds and hits the target, indicated by the throwing of earth against the target or into the target trenches and then only after confirmation by a butts officer if there is one. An elongated hole is not in itself evidence of a ricochet.
- 1.3.27 *Scorer* is the person who records the score on the score-card.
- 1.3.28 *Service Shooting* means the firing of a number of rounds within a time limit at a designated target or targets in accordance with the match program.
- 1.3.29 *Shoot off* and *Shooting Off* are synonymous terms and refer to additional shots separately fired after the completion of a competition in order to determine the winner, and where the conditions so provide, the place getters.
- 1.3.30 *Shoot*. To shoot is the act of firing a shot and 'a shoot' is a set number of shots fired in a practice or competition at each attendance at the firing point.
- 1.3.31 *Singular Number* where the context permits includes the plural number.
- 1.3.32 *State or Territory Association* is a Member association authorised by the NRAA
- 1.3.33 *Target Dimensions* the area of each distance identified by circles or straight lines measured to the outside edge to determine the shot values laid down by these Rules.
- 1.3.34 *Telephone* includes any electronic communication system.
- 1.3.35 *Tie Shots* where used, are those required by the conditions for a competitor to carry on shooting after recording a V bull possible.
- 1.3.36 *Time Limit* is the separate time or elapsed time during which one shot or a series of shots may be fired by a competitor or team as laid down in the shooting conditions.
- 1.3.37 *Total Score* includes, in addition to the number of points scored, the number of centrals recorded in accordance with Rule 4.1.3.5.
- 1.3.38 *Unfair Advantage* the underlying principle of these Rules is that no competitor or team shall by any means whatsoever gain an advantage, except by shooting skill, the one over the other or others of them, which in the opinion of the Executive Committee is unfair.

1.3.39 Unloading Motions

- 1.3.40.1 *On the firing point* - shall consist of closing the bolt completely and without pressing the trigger, re-opening the bolt, drawing it back to its full length, removing the bolt **AND** inserting an empty chamber indicator. On the order being given to unload, every person on the firing point with a rifle, whether actual shooting, preparing to shoot or otherwise, shall go through these unloading motions with the muzzle pointing towards the targets.
- 1.3.40.2 *Where in any situation* on a rifle range other than a firing point, a rifle is observed with the bolt closed, the rifle shall be raised carefully with the bolt closed and raised carefully until the muzzle is pointing in a safe direction. Without pressing the trigger, the bolt shall be opened, removed from the rifle and the barrel inspected visually to verify that the chamber is empty.
- 1.3.40.3 *Zeroing* is firing shots at a distance of not more than 30 metres for the purpose of aligning sights.
- 1.3.40.4 *Target Rifle [TR]; Optical Class [OC]; Free Class / F-Class [FC]; Match Rifle [MR]; Field Class Target Shooting[FCTS] and Rimfire Class Target Shooting [RCTS].*
- 1.3.41 *Empty Chamber Indicators* - Empty Chamber Indicator is a device which when inserted into the chamber shows that no round can be present. It shall consist of a rod with length and diameter not less than 200mm and 5mm respectively and a “flag” component which protrudes from the breach with length and width not less than 65mm and 40mm respectively. It shall be made from a material that will not damage or contaminate the chamber and shall be of a colour-blind friendly colour.

CHAPTER 2

SAFETY RULES AND CONTROL OF COMPETITIONS

Note 1: The onus of carrying out the undermentioned safety rules or causing them to be carried out as the case may be, shall rest on each individual competitor and scorer or other person taking part in rifle shooting competitions and must be observed on all rifle ranges.

Note 2: Safety Alert for Users of Modified Military Rifles

Users of certain Military Actions designed for military ammunition (specifically the Lee Enfield actions including the No.4 Mk1 and Mk2 and Mauser M93 through to M96), which have been converted to use the 7.62 x 51mm cartridge, are advised that the use of SAAMI specification .308 Winchester ammunition, whether Factory produced or handloaded, may produce pressures well above the design limit of the Actions. This may lead to safety issues.

Accordingly, the NRAA advises that the use of ammunition which produces pressures higher than 47,000 psi CUP in these modified military actions is NOT permitted. Handloaded or Factory ammunition which complies with these pressures may be used. For a more detailed discussion and ruling, refer to Appendix 5

2.1 General

2.1.1 Except when shooting, 'Dry Shooting' or trigger pressing on the firing point or trigger testing as provided for in Rule 3.5.2.2 bolts shall be removed from the rifle at all times. With the exception of the above and during cleaning an empty chamber indicator shall also be inserted.

2.1.2 While loading the rifle and once loaded the muzzle must be pointed in the direction of the target.

2.1.2.1 In TR and F Class fullbore events, all shooting will be conducted from the prone position, however the use of a portable bench may be permitted when the competitor suffers a physical disability and has received approval to do so by their State or Territory Association and/or if permitted under the conditions of the competition as advertised by the promoting body.

2.1.2.2 State and Territory Associations must require Medical Certificates when giving approval for competitors to use portable benches as per Rule 2.1.2.1.

2.1.2.3 Rifle Muzzles Forward of the Mound

(a) Taking into account the condition and slope of the firing point, the front of the mound (forward edge) shall be defined by a line or row of numbers on the mound.

(b) In the prone position, and also when using a bench, both elbows should be behind, but (taking into account the condition of the firing point) be as close as possible to the defining line.

2.1.3 The muzzle of the rifle MUST protrude over the forward edge of the firing point as defined and must be well forward of the ears of neighbouring competitors. Should any interruption to the shooting take place every competitor whose rifle is loaded shall at once unload and remove the bolt AND insert an Empty Chamber Indicator, whether requested to do so or not, and shall not recommence shooting unless authorised by a Range Officer.

- 2.1.4 When a miss is indicated and unaccounted for, or the target fails to move after a shot is fired, then refer to Rule 4.5.1.15 for procedures to follow. This also applies to misses on Electronic Targets.
- 2.1.5 Retiring from the Firing Point
- (a) Before retiring from the firing point each competitor must go through the unloading motions with the muzzle pointing towards the target and then remove the bolt from the rifle.
 - (b) As the competitor retires from the firing point, they shall present the breech of the rifle to the scorer and check scorer where applicable so that they can verify that the chamber of the rifle is empty by visible inspection using any appropriate method. The onus is upon the shooter to enable this to be carried out.
 - (c) While doing so the muzzle of the rifle must remain pointing in a safe direction until cleared. The rifle shall not be turned so it is pointing at other shooters on the firing point or at the scorers. The bolt is not to be reinserted in the rifle after the breech has been cleared.
 - (d) Once cleared an empty chamber indicator shall be inserted.
 - (e) Re-inserting a bolt in a rifle after an empty chamber indicator has been inserted as an indication the rifle is clear is not permitted at any time.
- 2.1.6 In all shoots each round will be loaded singly and magazine fire is prohibited with the exception of SSRs 23.3.9 - 23.3.12 and 16.8.1.
- 2.1.7 A close watch shall be kept for danger signals and:-
- 2.1.7.1 The scorer shall call 'cease fire' in a loud voice whenever a danger signal is given at the butts or firing mound.
- 2.1.7.2 The call of 'cease fire' by a Range Officer shall be repeated in a loud voice by scorers.
- 2.1.7.3 In each case competitors, when directed to do so, will at once unload and remove the bolt from the rifle AND insert an empty chamber indicator and the scorers will check to ensure that the competitors obey.
- 2.1.8 No competitor shall fire at a dummy target or hand held value disc.
- 2.1.9 No person who is under the influence of intoxicating liquor or drug, rendering him incapable of understanding the safety rules, shall go on, or be near the firing mound nor shall any intoxicating liquor or drugs be administered to or consumed by a competitor, scorer or check scorer on the firing mound except in case of sudden illness.
- 2.1.10 No competitor shall place his rifle on the firing mound while anyone is forward of and within the danger area of that mound. No person shall place a live cartridge in the chamber of a rifle for any purpose whatsoever whilst within the boundaries of a rifle range except where permitted to do so by these Rules.
- 2.1.11 Excessive Pressure Signs.**
- 2.1.11.1 An incorrectly dimensioned chamber or incorrectly loaded ammunition, or incorrectly sized or trimmed cases can cause excessive pressure. The CRO or his staff must investigate the cause of difficult opening, difficult extraction, blown or leaking primers, blow-back, case separation or splitting or any other signs of excessive pressure.
- 2.1.11.2 A competitor MUST:-
- (a) stop firing immediately if he suspects that the ammunition he is using is producing dangerous pressures in his rifle.

- (b) draw the attention of the Range Officer to the continued use of apparently dangerous ammunition by any competitor including himself. The cumulative effect of cartridges producing excessive pressures can lead to rifle failure even in cases where one or more rounds have been discharged without apparent damage or danger.
- 2.1.12 At all times the RO MUST, if he sees or has brought to his attention a competitor having difficulty because his ammunition is producing signs of excessive pressure, order the firer to cease firing temporarily and immediately report the matter to the Chief Range Officer. The CRO, or the RO at his direction, will:-
 - (a) ensure that the competitor does not inconvenience or endanger others, by making him wait until others on his target (if any) have completed their shoots.
 - (b) examine the competitor's fired cartridge cases for signs of high pressures, calling for expert opinion if unsure. If the cases show the signs of excessive pressure, the CRO must not allow the competitor to fire again unless he changes his ammunition. This does not preclude the CRO authorising completion of the shoot with another safe rifle/ammunition
- 2.1.12.1 Any rifle which has a jammed fired case and after the confirmation by the range officer, may be removed with a live round extractor or cleaning rod or similar object on the mound.
- 2.1.12.2 In the event of a live round jammed the range officer must be called and after confirmation that the bolt has been removed the round may be removed by a live round extractor or similar object under the Range Officer's supervision on the mound.
- 2.1.12.3 In the event of a live round being unable to be removed or the bolt is unable to be opened, the rifle must stay on the mound in a safe position pointed towards the targets until the match is completed, the red flag is not to be raised in the butts until the range officer advises the range is safe. In all instances rules 3.5.4 shall apply if the competitor wishes to continue their stage.
- 2.1.12.4 In the event of a case being removed and the projectile is stuck in the barrel, after confirmation from the range officer the projectile may be removed with a cleaning rod or similar object on the mound.
- 2.1.13 Personnel relocating ET target monitors:- must ensure that the rifle of the shooter waiting to commence shooting is unloaded before commencing to relocate the monitor. A no time shall personnel relocating a monitor step over a shooter's body or rifle. When it is necessary to move cable connected monitors over a shooter or rifle, it is to be conducted as a two person operation with personnel situated on opposite sides of the shooter or rifle on the mound. This task would normally be performed by the scorer and check scorer after the score on the monitor for the previous shooter has been reconciled with that on the card.
- 2.1.14 Electronic targets/monitors that have been deemed to be unserviceable and withdrawn from use during a match, cannot be returned for use in subsequent matches in the competition before being examined and tested to prove that they are serviceable.
- 2.1.15 When it is intended to use an electronic target system with no personnel in

the butts area, then the Range Standing Orders shall define how the Range Officer is to ensure the butts area has been cleared before firing is authorised to commence. Range Standing Orders are specific to individual ranges and normally determined by State Firearms authorities.

2.2 Control and Conduct of Competition

2.2.1 The rules of the Part 2.2 shall control all competitions provided always that a promoting body may lay down special conditions not inconsistent with these Rules in order to meet local requirements. Where a promoting body is required to obtain approval for its program, such special conditions shall be subject to approval also.

2.2.2 All competitors are required to make themselves familiar with these Rules, and any notice posted on the notice board. Ignorance will not be accepted as an excuse.

2.2.3 All competitions shall take place under the direction of the Executive Committee which:-

2.2.3.1 Shall appoint a CRO, Match EO or both and such Range Officers as may be necessary to control and supervise such competitions.

2.2.3.2 May vary the shooting program, prize lists, or other shooting conditions in order to meet special or unforeseen circumstances.

2.2.3.3 Shall, subject to any right of appeal given to competitors, be the sole interpreter of the meaning and scope of the shooting rules and the rules and conditions governing the matches and of the extent to which they apply.

2.2.3.4 Shall meet as soon as possible after a protest or appeal has been lodged to consider the same and also meet during the matches when called together by the authorised person of the promoting body.

2.2.3.5 May appoint an Ammunition Officer and an Ammunition Collecting Officer. The Ammunition Collecting Officer, as and when directed by the Range Officer, will select ammunition randomly from among competitors whilst they are on the firing mound. The selected cartridge will be suitably packed, sealed, verified and handed to the Ammunition Officer for examination. The competitor has the right to be present during testing. Should the cartridge be outside the specifications, the components, accompanied by a written report, must be referred to the promoting body for appropriate action. The competitor must be informed of this action.

2.2.3.6 A Competitor may only enter one Grade or one Class of Competition in any single competition. The following are examples:-

(a) A competitor cannot enter in both a TR Class and an F Class in the same competition.

(b) A competitor cannot enter both F Standard and F Open in the same competition.

(c) A competitor cannot enter in more than one Grade in the same competition.

2.2.4 The CRO or Match EO shall:-

2.2.4.1 Be responsible to the Executive Committee for the observance of discipline during the matches;

2.2.4.2 Unless otherwise directed by such Committee and subject to the competitor's right of appeal, have power to disqualify any competitor for any breach of rules.

2.2.4.3 Have the direction and control of all Range Officers, Butts Officers, markers

and scorers and shall exercise general supervision over the range, matches and competitors and generally carry out the instructions of such Committee.

2.2.5 The Range Officers shall:-

2.2.5.1 Have charge of the firing mound or group of targets allotted to each of them, and:-

2.2.5.2 Be held responsible that all the rules are observed by the competitors.

2.2.5.3 Perform such other duties as may be delegated to them by the CRO or Match EO.

2.2.5.4 See that the CRO's directions are relayed to and observed by competitors.

2.2.6 Discipline

For the purposes of the Chapter shall be strictly observed, and without prejudice to any other penalty which may be imposed. Any competitor who:-
2.2.6.1 Infringes these rules or other special conditions laid down for the competition, or:-

2.2.6.2 Disobeys the CRO directions or rules for the due observance of order, or:-

2.2.6.3 Conducts themselves in a manner considered to be discreditable, or unbecoming a competitor by the Executive Committee may be disqualified and any prizes won previously may be forfeited, together with entry fees.

CHAPTER 3

TARGET RIFLE (TR) RIFLES, AMMUNITION and ACCESSORIES

Any infringement of Rules of this Chapter will be dealt with under the rules in Chapters 8 and 9.

3.1 Rifle, Fittings and Attachments

Only fittings and attachments as set out in this Chapter may be used.

3.1.1 Rifles:- Any bolt action, which, in the opinion of the NRAA is of conventional design and subject to the following conditions:-

3.1.1.1 Rifles chambered for use with the unmodified 7.62mm NATO [or .308 W] or the 5.56mm x 45 NATO, or .223 Rem, cartridges are approved for all open competitions.

3.1.1.2 Rifles chambered for use with the unmodified .303" mark 7 cartridge are approved for club level competition only unless the conditions of an open competition specifically allow their use.

3.1.1.3 The action and all its component parts must be readily available in quantity - i.e. twelve (12) actions must have been produced or alternatively six (6) produced with an undertaking in writing from the manufacturer that at least a further six (6) will follow within a reasonable period with subsequent continuous production to meet demand.

3.1.1.4 The weight of the rifle with all attachments excluding the sling shall not exceed 7.0kg. If the sling is attached to the rifle by means of hook swivels or quick release attachment such attachments, which would normally remain on the sling, shall be deemed to be part of the sling, but any swivels or attachments including hand stops, which are fixed to the rifle, are deemed to be part of the rifle.

3.1.1.5 All converted No.4 Mark 1 or 11 rifles must bear the authorised factory conversion mark on the left face of the charger guide.

3.1.1.6 Notwithstanding the provisions of these Rules any person visiting or taking up residence in Australia or its Territories, may on application be permitted to compete for a period of three months from the time of their arrival with a rifle allowed for use in similar competitions in the country in which he resides or last resided providing that the rifle and its attachments conform to the following rules within this Chapter, Rule 3.1.14 [rifle weight], 3.1.3.1 and 3.1.7.4 and 3.5 inclusive [safety and trigger weight].

3.1.2 Stock

The stock and butt of a rifle may be shaped to be comfortable to the firer and may be made of any material provided that safety is not compromised.

3.1.2.1 Hand stops, adjustable combs and stock pattern recoil pads are permitted. Butt plate hooks are not permitted. The depth of the butt plate curvature shall not exceed 20mm.

3.1.3 Triggers

- 3.1.3.1 Set triggers and electronic triggers are not permitted.
- 3.1.3.2 The minimum trigger pull shall be 500 grams (1/2 KG). The procedure for measuring trigger pull is defined in Rule 3.5.2.
- 3.1.3.3 A trigger shoe may be fitted.
- 3.1.3.4 Triggers must be protected by a trigger guard. The trigger guard must be of a design and construction capable of preventing accidental discharge of the rifle. The bottom of the trigger guard should extend rearwards at least as far as a line taken down from the rear of the trigger.

3.1.4 Barrels

- Rifles may be fitted with any barrel suitable for firing the approved ammunition as set out in these rules.
- 3.1.4.1 Sight-radius-increasing barrel extensions [bloop tubes] and fixed or moveable barrel tuning weights are permitted, provided the rifle remains within the weight limit.
- 3.1.4.2 The use of compensators or muzzle brakes is not permitted except under Chapter 16 and Chapter 22.
- 3.1.4.3 Barrels and extension tubes must not be perforated in any way. Any construction or device inside the barrel or tubes other than rifling or chambering for the cartridge is not permitted.
- 3.1.4.4 Items may be placed over or attached to the rifle to deflect heat shimmer from the barrel or to prevent dust or rain from getting into the action.

3.1.5 Rear Sights, Foresights and Telescopic Sights

- 3.1.5.1 Backsight:- Any manually adjustable sight, carrying an eyepiece with a fixed or variable aperture. A flexible eyecup may be fitted to the eyepiece. The sight may not interfere with the safety catch [if fitted] or locking gear.
- 3.1.5.2 Foresight:- Any type subject to Rule 3.1.5.3.
 - (a) The foresight tube may be any length or diameter.
 - (b) The foresight may be mounted on a barrel extension.
 - (c) Height adjustable foresight mounts are permitted.
 - (d) A foresight lens (Eagle Eye) of a power not exceeding +0.5 Dioptre (focal length of no less than 2.0 metres) may be fitted.
 - (e) The foresight may contain an insert of any type or manufacturer and may be plain glass, plastic or metal.
- 3.1.5.3 Variable Dioptre and Telescopic Sights:-
 - (a) A commercially available variable diopter eyepiece or a prescription made fixed focal length diopter with two lenses, or a variable dioptre eyepiece (of magnification not exceeding 1.5 power, may be fitted to the backsight but may NOT be used in conjunction with a foresight lens (Eagle Eye) as specified in Rule 3.1.5.2.
 - (b) Telescopic Sights may not be used when shooting TR. They may be used when shooting other Classes such as F Class [FC] or Optical Class [OC].
- 3.1.5.4 Filters:- There is no restriction on the use or number of optically flat (plano) coloured, neutral density or polarising filters, which may be fitted onto or into the rear sight.

3.1.5.5 Spectacles and Correction Lens Permitted:-

- (a) In addition to the permitted optically flat sight lenses, the competitor may wear spectacles or contact lenses.
- (b) A prescription lens may be fitted onto or into the rear sight.
- (c) A fixed diopetre (clearing lens) may be worn by the shooter or fixed onto or into the rear sight.
- (d) If any combination of lens, either worn by the shooter or fixed onto or into the rear sight, gives or causes a magnifying effect, then an Eagle Eye, as specified in Rule 3.1.5.2, may NOT be used in the foresight.

3.1.5.6 Eye Blinds:- The vision of the target by the non-aiming eye may be restricted or blocked by the use of a blinder fitted to the rifle or sight, or by the competitor wearing an eyepatch. The aiming eye may also be protected from stray light.

3.1.5.7 Levels:- A spirit level or other levelling device may be mounted on the rifle, barrel or foresight.

3.1.5.8 Glare Tubes:- Glare tubes of any length or diameter may be fitted to either or both foresight and backsight to protect elements and lenses from direct sunlight or rain.

3.1.5.9 Rear Sight Prism Accessory Rule

- a) Offset Sights or non-magnifying periscopic devices at the backsight and foresight may be fitted to permit the competitor to shoot using their other eye.
- b) Prismatic non-magnifying periscopic devices at the backsight may be fitted to permit the competitor to address the peep sight in a downward direction, rather than horizontally.

3.1.5.10 A State or Territory Association may on application permit such modification to the rifle, clothing or equipment of a physically disabled competitor as may assist him to compete on equal terms with other competitors.

3.1.6 Bipods

A short legged bipod [which may be detachable], may be affixed to the fore end in front of the sling swivel provided it is well clear of the ground and cannot be used for a rest while shooting.

3.1.7 Face Pads

Face pads may be used. If attached to the rifle they must be included in the overall weight of the rifle.

3.2 Aids and Accessories Permitted

3.2.1 A waterproof mat may be placed over the fore end and breech mechanism to prevent the entry of water.

3.2.2 Competitors may use a ground sheet or coat provided they are laid flat on the ground and do not form an artificial rest or prop for elbows. Scope supporting stand legs must not be placed under the ground sheet or mat in any place.

3.2.3 Shooting Coats and Padding

3.2.3.1 Padding of soft material such as cloth, leather, sheepskin or rubber may be attached to the shooting coat in the following places:-

- (a) on the shoulder.
- (b) on the elbows [not exceeding past a point approximately midway between the elbow and the wrist].
- (c) on the upper arm.

- 3.2.3.2 A strap, hook or button may be fixed to the coat to prevent the sling slipping down the arm.
- 3.2.3.3 A shooting coat, providing that it complies with the above conditions, may be worn.
- 3.2.3.4 Strap on elbow pads may be worn over [outside of] the coat padding, made of any soft material. They may also be worn on the elbows, separate from but inside the coat.
- 3.2.4 Caps or Hats**
Caps or hats with side flaps may be used.
- 3.2.5 Glove**
A glove may be worn provided it does not give any artificial support. The glove may not extend more than 50mm above the wrist.
- 3.2.6 Ear Protection**
Ear muffs, ear plugs or protectors **must** be worn.
- 3.2.7 Spectacles**
Spectacles or eye glasses may be worn and may be fitted with side shades.
- 3.2.8 Telescopes**
Telescopes or binoculars may be used but must not be attached to or support the rifle.
- 3.2.9 Slings**
Slings may be used for steadying the rifle provided they are attached to the rifle at not more than two points and do not exceed 51mm in width or 6mm in thickness. They may have a support by a hook or button fixed to the coat to prevent it slipping down the arm but must not be placed around any other part of the body apart from the wrist. In the case of a single point sling, support is permitted by a detachable cuff encircling the arm.
- 3.2.10 Artificial Support**
Any competitor who has lost the effective use of a hand may, after obtaining approval from his State or Territory Association, use an artificial rest to support the fore end of the rifle, the artificial rest shall be flat on top and padded so that the contact area does not exceed 50mm in length and under no circumstances shall be attached to the rifle.
- 3.2.11 Physical Disability**
Any competitor who is unable to comply with the shooting rules through physical disability may be permitted to shoot if in the opinion of the State or Territory Association they are able to comply with the safety rules and obtains no advantage over any other competitor.
- 3.2.12 Sun or Rain Shelter**
Shelter from the Sun or Rain may be provided on the mound at the discretion of the Organising body. The shelter may not have sides or be organised in such a way that the shooter is protected from the effects of the wind. The use of shelter for protection from extreme conditions of heat and the sun is highly recommended.
- 3.3 Aids or Advantages Not Permitted**
- 3.3.1 Except as provided in Rules 3.2.1 and 3.2.12 deliberate screening of a competitor or his rifle or both from the sun or weather when taking part in a competition is not permitted.

- 3.3.2 Artificial rests of any kind are prohibited, except under the conditions of Rule 3.2.10.
- 3.3.3 Wiping out or cleaning a barrel during a shoot is not allowed except in the case of accidental blockage and then only by permission of a Range Officer or where there is a delay in firing which requires retirement from the firing mound.
- 3.3.4 Holes may not be made in the firing mound for any purposes whatsoever.
- 3.3.5 This rule has been rescinded as at November 2016. (The Rule used to be "The firing of 'blow off' shots is not permitted.")
- 3.3.6 No competitor shall gain by means of any device [which term includes clothing or padding thereof] that is considered by the governing body to give one competitor or team, except by shooting skill, an advantage over another competitor or team.
- 3.3.7 Firing in other than the prone position is not permitted unless allowed for by the conditions of the match.
- 3.3.8 No competitor is permitted to adopt a position on the firing mound by which all parts of the rifle are not visibly clear of the ground or some part of either arm other than the elbow touches the ground. The underside of the hand or glove of the forward arm shall be at least 10cm clear of the ground.
- 3.3.9 The sling may not be used or configured in such a manner that it becomes a physical vertical support between the arm and any part of the rifle or its attachments.
- 3.3.10 Coaching of, or spotting for, a competitor is not permitted under any circumstances whatsoever in any competition involving prizes other than during events in which coaching is permitted by the match conditions. However, at the discretion of the Range Officer at any District or Club Prize Meeting only, this rule may be waived providing that:-
- (a) A request to permit assistance to an inexperienced shooter is made to the Range Officer prior to the shoot commencing, and:-
 - (b) The Range Officer stipulates the nature and limitation of the assistance which may be provided, and:-
 - (c) The Shooter agrees to abide by any conditions stipulated by the Range Officer with respect to the assistance to be provided, and:-
 - (d) The shooter is either a C grade or lowest Division shooter.
- 3.3.11 No article of clothing, which gives support to the forearm shall be worn by a competitor.
- 3.3.12 When a coat or jacket is worn by a competitor, the butt of the rifle shall not be placed inside the garment in such a manner as to support the rifle.
- 3.4 Ammunition and Components**
- 3.4.1 Handloaded ammunition assembled in accordance with the specifications laid down in Rules 3.4.3, 3.4.4 and 3.4.5, can be used. Note that Metplating and Pointing is allowed for issued ammunition and all types of approved projectiles used for handloading. Refer to Appendix 1 for a current list of approved cartridges and projectiles.
- 3.4.2 Monolithic projectiles, typically CNC machined from an alloy are specifically excluded from use and therefore not to be used for any discipline.

Handloading Components - 7.62 mm (.308)

- 3.4.3 Components approved for use in 7.62mm handloaded ammunition are as follows:-
 - 3.4.3.1 Any projectile to the maximum weight of 156 grains
 - 3.4.3.2 Powder:- Any Commercially available powder
 - 3.4.3.3 Cases and Primers:- Not specified.

Handloading Components – 5.56 mm (.223)

- 3.4.4 Components approved for use in 5.56mm handloaded ammunition as follows:-
 - 3.4.4.1 Any projectile to the maximum weight of 91 grains
 - 3.4.4.2 Powder:- Any Commercially available powder.
 - 3.4.4.3 Cases and Primers:- Not specified.

Handloading Components - .303”

- 3.4.5 Components approved for use in, .303” handloaded ammunition are as follows:-
 - 3.4.5.1 Projectiles:- Any projectile to a maximum weight of 180 grains
 - 3.4.5.2 Powder:- Any Commercially available powder.
 - 3.4.5.3 Cases and Primers:- Not specified.

Testing of Ammunition

- 3.4.6 All ammunition is subject to examination and testing by the promoting body. A competitor must always have with them on the mound at least one extra round in case a round is required for testing purposes.
 - 3.4.6.1 Any ammunition in the possession of a competitor at the firing point will be deemed to be that being used for the current event.
 - 3.4.6.2 The CRO or their appointee, acting under the authority of the promoting body, may randomly take samples of a competitor’s ammunition for testing purposes at any time [Rule 2.2.3.5 refers].
 - 3.4.6.3 The promoting body shall ensure that a procedure is adopted which enables the clear identification and ownership of a round taken for testing.
- 3.4.7 Cartridge Cases:- Empty cartridge cases shall remain the property of the competitor irrespective of whether it originates from ammunition as issued by the State or Territory Association or from the use of handloads. Empty cases left on the mound after each range will become the property of the promoting body.
- 3.4.8 Issued ammunition and projectiles issued for handloading may be altered by the Metplating and Pointing process.
- 3.4.9 Use of bullet lubricants is permitted.

3.5 Safety Requirements

3.5.1 A competitor shall submit their rifle for examination at any time when required by a Range Officer or Match EO.

3.5.2 Trigger Testing

The weight of the trigger pull of any rifle may be tested at any time at the discretion of a Range Officer, and:-

3.5.2.1 All tests shall be made by a Range or Match EO or under their supervision, the competitor if they so request, or by some other person appointed by the Range Officer.

3.5.2.2 When testing triggers, the actions will be cocked by the testing officer and an approved weighing device shall be applied so that the rifle is lifted from the centre axis on the trigger while holding the rifle so that the axis of the barrel is vertical. If after three attempts the weight is not lifted clear of its resting place the rifle shall be deemed not to have passed the test.

3.5.2.3 After the rifle fails to pass the test the CRO will provide the competitor with two options:-

(a) Accept the prescribed penalty, i.e. Deduction of points as per Rule 9.5 - or:-

(b) Permit the CRO to retain the rifle in their possession and retest it *once only* after a period of not less than 5 minutes nor more than 10 minutes. If the rifle fails this test, deduction of points as per Rule 9.5 will be made from the score obtained at the distance the infringement was detected. Any subsequent infringements during the competition will incur the loss of the entire score obtained at the distance where the second infringement was detected.

3.5.2.4 Vigorous Cycling Test.

Procedure:-

Before commencement of shooting at the first range of the day, the scorer must witness the competitor undergoing a 'vigorous cycling' test on his firearm on the mound. The steps to be followed are as below:-

1. Close the bolt fully and then open the bolt fully without pulling the trigger. (This ensures that any bullet/cartridge/snapcap is ejected and that the chamber is empty before proceeding any further.
2. Close the bolt briskly and firmly with enough force to demonstrate the Seer engagement is sufficient to be safe. (if a Snapcap is required it can be placed in the breech before the bolt is closed.)
3. Pull the trigger to show that the Seer engagement has worked.
4. If the test has passed the scorer can give the shooter the All Clear to proceed.
5. If the rifle fails the vigorous cycling test, the rifle will be declared unsafe and the Range Officer will be immediately notified.
6. The Scorer shall mark the scoring card passed or failed.

3.5.3 Appeals

In the event of an appeal from the decision of the CRO or if the CRO considers the rifle dangerous the CRO will forthwith report the circumstances to the Match EO and retain the rifle in his custody until the matter is resolved.

3.5.4 Change of / of Repairs to Rifle

3.5.4.1 A competitor may change his rifle during a shoot only if his first rifle becomes

unserviceable through accident or its use becomes dangerous and then only with the permission of a Range Officer, except as provided in Rule 4.2.1.7. Also refer to Rules 11.3 to 11.3.4.

3.5.4.2 It must be determined by the CRO that a change of rifle is to be permitted or enforced. In making this decision the CRO must take into consideration the validity of any claim by the shooter. That is, the rifle must be genuinely unable to be used through accident. In the case of an unsafe rifle, the shooter shall not be able to dispute the CRO's decision that the rifle is unsafe and must not be used.

3.5.4.3 If the shooter cannot complete the shoot immediately by making simple repairs to an unserviceable rifle, or by using another rifle, they must retire from the mound.

3.5.4.4 The RO is to write the time on the scorecard and determine the time elapsed and therefore the time remaining to complete the shoot. The total time elapsed and the time remaining must be the standard time limit for that range (Rule 4.1.4.3). i.e. There is to be no extension to the time allowed. The RO is to hold the scorecard until the shooter is ready to resume.

3.5.4.5 The RO shall instruct the next shooter to begin and may inform the following shooter(s) to be ready to shoot earlier than expected.

3.5.4.6 The shooter is to either repair or replace the rifle and report to the RO his readiness to complete the shoot as soon as possible. In the event the shooter is unable to return to complete the shoot, this also must be reported to the RO as soon as possible.

3.5.4.7 In the case of an unsafe rifle, any repairs made to render it safe must be to the satisfaction of the RO or CRO before that rifle can be used to complete the shoot.

3.5.4.8 The shooter shall then be positioned on the board by the RO, the location to be at the discretion of the RO.

3.5.4.9 The shooter will complete the shoot using the time remaining as calculated by the RO. No additional sighting shots will be allowed (Rule 4.4.6).

3.5.5 Defective Rifle or Cartridge

If the rifle fires and the bullet leaves the barrel it must be recorded as a shot in the competition. In such case, no allowance will be made under any circumstances for a defective rifle or cartridge.

3.5.6 Misfire

(a) Should a competitor have a misfire they are to immediately advise the scorer, and while the rifle is still aimed at the target, wait for 30 seconds before opening the bolt to avoid the chance of the cartridge firing in an open chamber.

(b) In service matches no allowance will be made for a misfire or for any shots not fired owing to any defect in or failure of a competitor's rifle or ammunition.

CHAPTER 4

SHOOTING PROCEDURES

4.1 Individual Competitions

4.1.1 Squadding

- 4.1.1.1 Method of Squadding: Competitors will be divided into squads of not less than four persons. Squads will be numbered in sequence.
- 4.1.1.2 Order of Firing: Competitors will change their order of firing at each distance. Competitors will move up one or more places at each distance as directed by the CRO or laid down in the conditions of the competition. Those competitors displaced from the top of the shooting order shall retain their relative shooting order at the bottom of the squad.
- 4.1.1.3 Should any member of a squad be absent, squads may be re-arranged at the firing mound by the CRO.
- 4.1.1.4 Squads shall report at the allotted targets at each range and where such is required each competitor will record his shooting order after the first draw. The squadding order shall not be altered unless by agreement with, or by the instruction of the Range Officer.
- 4.1.1.5 Squads or competitors shall move from target to target as directed by the CRO or as laid down in the conditions of the competition.
- 4.1.1.6 The first competitor in each match is allowed at least 2 minutes to get on to the firing mound. The targets will then appear and the Range Officer will order "Commence fire when ready". The competitors will be granted a maximum of 3 minutes preparation time from the Commence fire order before their allocated shooting time commences. If a competitor commences shooting before the 3 minutes preparation time has elapsed then the allotted shooting time will commence upon the firing of the first shot.
- 4.1.1.7 When a competitor has finished his shoot, he is to make every effort to vacate his position on the mound as quickly and efficiently as possible, so that the following shooter who is to take his position can take his place.
- 4.1.1.8 For each following shooter, the new scorer shall, upon taking up his position, identify the new shooter and state loudly and clearly the shooter's name and target number and call "Your time commences now!" and make a note of the time commenced.
- 4.1.1.9 A new Shooter's time shall not commence before a period of five (5) minutes (preparation time) has elapsed from when the Shooter whose position he is taking has cleared the mound. **The Scorer officiating at the mound shall note the time.** The new Shooter may agree to commence his shoot within the five minute period by advising the Scorer that he is ready to commence. The 5 minute period is to allow sufficient preparation time which may have been reduced by the previous Shooter firing his string very quickly, or there was a delay in the mound being vacated.
- 4.1.1.10 In the event that a Shooter is moved to another target then the 5 minute preparation time shall not commence until the Shooter has placed all his equipment on the mound.

- 4.1.1.11 Should there be any difficulty or disagreement in implementing Rule 4.1.1.9, and Rule 4.1.1.10, the Shooter and / or scorer should bring the matter to the attention of the Range Officer, who shall have the power to assess each case on its merit and direct what should take place.
- 4.1.1.12 No other person is allowed to give advice to competitors on the firing point whilst that competitor is competing in an individual competition, subject to the exceptions in Rule 3.3.10.
- 4.1.1.13 Whilst on the Firing Point, a competitor may not use a mobile cell phone or any other type of device which is capable of communicating either wirelessly or through a wireless phone network. This applies even if the communication capability has been turned off. See Rule 4.1.1.14 for permissible exceptions to this.
- 4.1.1.14 If Electronic Target Systems that rely on wireless communications are being used, it is permissible for Shooters, Scorers, Check Scorers and other Range Officials to use wireless capable devices for the purpose of scoring, check scoring and administration of the Electronic Targets System, provided always that this is the only purpose that the devices are being used for.
- 4.1.2 Score Cards**
- 4.1.2.1 Score cards will be issued either to the Range Officers who will be responsible for their safe custody, or to the competitors who will produce them at the allotted target at the allotted time of each shoot.
- 4.1.2.2 All completed score cards shall be signed by both scorers and the competitor before being transmitted to the statistical section.
- 4.1.2.3 A competitor who loses his score cards may be required to pay a fee for each replacement.
- 4.1.2.4 Where a competitor retires or is absent his score card shall be so endorsed and sent back to the statistical section with the completed cards.
- 4.1.3 Scoring**
- 4.1.3.1 The competitors in each squad shall score for each other. No shooting shall take place until the competitor has handed his card to the scorer and where such is necessary, a competitor has conducted a draw for a shooting order in the presence of at least two other competitors.
- 4.1.3.2 Each squad will be provided with a blackboard, which unless otherwise directed by the CRO will face away from the firing mound and on which the check scorer will write down the names of the competitors in their shooting order and as each shot is signalled he will record it against the competitor's name.
- 4.1.3.3 The official score will be recorded on the card, and the scorer will position themselves on the mound at the rear of the competitor.
- 4.1.3.4 Super V's and Central bulls-eyes shall, unless a manner more appropriate to the system of marking employed is indicated in the official program of the promoting body, be signalled by disc or wand on target or dummy according to Rule 13.5.
- (a) Upon the marking of a Super V, the scorer shall call loudly and clearly "Super X" on Target ???, and:-
- (b) For a TR Shooter, he shall mark a "V" on the Scorecard, and for an F Class Shooter (both F Open and F Standard) he shall mark an "X" on the Scorecard.
- 4.1.3.5 When adding the score, a "V" for a TR shooter shall count as a 5.1. For F

Class Shooters an “X” shall be counted as a 6.1.

E.G. For a TR Shooter a score of:-
5,V,5,V,4,5,V,5,V,V = 49.5

For F Class a score of:-
6,X,5,6,X,5,6,4,X,6 = 56.3

- 4.1.3.6 The scorers shall watch the target as soon as a shot is fired and confirm with the aid of a telescope or binoculars, that the position of the spotting disc is consistent with the position of the value disc or wand placed on the target or dummy showing the value of the shot when conventional targets are used. When electronic targets are used, the scorer and if possible also the check scorer, shall watch the monitor as soon as the shot has been fired to confirm a hit has been registered.
- 4.1.3.7 The scorer will call and record each shot as it is signalled and ensure that the check scorer acknowledges each call by repeating the shot value.
- 4.1.3.8 For the purpose of Rule 4.1.3.7 the following procedure will be adopted after each shot is fired:-
- (a) The scorer shall call out so that the competitor and check scorer can hear clearly the name of the firer and the number of the shot, e.g. “Smith, second business”
 - (b) Upon the value disc or wand appearing the scorer will likewise call out the division of the target struck and the value of the shot e.g. inner four and enter the value on the score card. Upon the marking of a Super V, the scorer shall call loudly and clearly “Super X” on Target ????. This to overcome possible confusion because of the similar sounds of “X” and “6”. For a TR Shooter, he shall mark a “V” on the Scorecard, and for and F Class Shooter (both F Open and F Standard) he shall mark an “X” on the Scorecard. If electronic targets are being used these calls will be made using the value of the shot displayed on the monitor.
 - (c) The check scorer, upon hearing the scorer’s call of the competitor’s name, the number of the shot and the shot value will confirm or correct the same with the scorer and enter the value on the blackboard opposite the competitor’s name.
If Electronic Targets are being used:-
 - (i) The process detailed in in Rule 4.1.3.8 (c) will be followed if the check scorer has access to a monitor to identify the value of the shots as they are fired.
 - (ii) If the check scorer does not have access to a monitor to identify the value of shots as they are fired, he shall record the value of shots called by the scorer on the blackboard and at the conclusion of the shoot verify that the shots recorded on the card correspond to those on the monitor and on the blackboard.
 - (d) If Electronic Targets are being used, all competitors, scorers and personnel must be thoroughly conversant with the procedures outlined in APPENDIX 6 of these Rules, which discusses scoring and processes when using Electronic Targets.
- 4.1.3.9 As each competitor completes the number of shots allowed in the

competition the scorer and check scorer shall total the score on the card and blackboard respectively, check the accuracy of the score, verify that the chamber of the rifle is empty then sign the card, and have it signed by the competitor.

- 4.1.3.10 If through a mistake or the result of a challenge, it is necessary to alter a score on a competitor's card, or on the blackboard, such alteration must be initialled by the scorer and the reason explained to the Range Officer, or appointed official. If satisfied with the explanation the Range Officer, or appointed official, will also initial the alteration.
- 4.1.3.11 After a competitor's last shot has been signalled and recorded, no objection to the score will be entertained unless made before the score card has been checked and signed by the competitor and then only as to statistical accuracy.
- 4.1.3.12 The competitor must after firing each shot, pay attention to the score called out by the scorer and ensure that the scorer has called out the correct score for each shot. This is especially important if the competitor is firing quickly or an electronic target monitor is being used.
- 4.1.3.13 Objection must be taken to a shot which has been signalled before the next shot is fired, otherwise the value marked shall be deemed to have been accepted and no subsequent objection, protest or discussion in respect thereof will be allowed.
- 4.1.3.14 Should the scorer or other person permitted to score feel that he is unable to certify the accuracy of any score, he must state the reason to a Range Officer at once. The absence of the scorer's signature on a score card will be treated as prima facie evidence that the score recorded may be incorrect.
- 4.1.3.15 A competitor before leaving the firing mound, shall ascertain that his score has been correctly recorded, including additions, duly signed by both scorers, signs the card himself if satisfied it is correct, or otherwise lodges such protest as he considers necessary.
- 4.1.3.16 When using Electronic Targets where scores and shot positions are shown on an electronic monitor, the monitor is not to be cleared of scores in any way until the shooter and scorer/s agree that the results have been correctly recorded on the manual scorecard, and once agreed, the scorer shall be the one to clear the monitor. If results are only being recorded electronically then the shooter and scorer/s must agree the results are correct before the monitor is cleared by the scorer.

- 4.1.3.17 If the competitor decides to convert one or both sighting shots, the value/s of the sighting shot(s) being converted must be struck through with a diagonal line and transferred to the boxes for the first, or first and second, counting shot(s) as the case may be. Any scoring spaces left blank, crossed through or written "C" will count zero: only the shots recorded in the scoring boxes will be counted.

Examples are:-

S1	S2	1	2	3	4	5	6	7	8	9	10	Total
V	V	V	V	5	5	4	V	V	5	4	5	48.4
4	V	V	5	V	5	4	V	V	5	4	5	48.4
V	4	V	V	5	5	4	V	V	5	4	5	48.4

- Line 1 Both Sighters are converted
 Line 2 Only second sighter converted
 Line 3 Neither sighter is converted

- 4.1.3.18 In continuous and unsquadded matches no person shall shoot except in the presence of a responsible officer or scorer detailed for the match. Without a signature, no score will be accepted. No competitor shall shoot twice in succession if any other competitor is ready and waiting to commence.

- 4.1.3.19 Subject to the preceding rule, no competition for cash prizes or trophies shall take place until at least three persons having an interest in the competition either as officials or competitors, are present and remain during the whole of the shoot.

4.1.4 Time Limits

Time Limits shall be fixed and publicised by promoting bodies for all competitions where the shots are separately signalled and observed in the manner hereunder:

EITHER

- 4.1.4.1 A competitor will fire each shot during a period of 45 seconds from the time a target is "all clear" commencing from the moment the scorer calls "carry on" preceded by his name,

or alternatively:

- 4.1.4.2 A competitor will fire ALL his shots including sighters during the period of an overall time limit.

- 4.1.4.3 Time limits allowed under the preceding Rule 4.1.4.2 are as follows:-

Range [from > to]	15 shot	10 shot	7 shot
300 > 500 yds/metres	20 mins	15 mins	11 mins
600 > 700 yds/metres	21 mins	16 mins	12 mins
800 > 1000 yds/metres	22 mins	17 mins	13 mins

- 4.1.4.4 Under Rule 4.1.4.3 the scorer is responsible for:-
- (a) Noting on the score card the competitor's actual starting and finishing times.
 - (b) Warning the competitor three minutes prior to the end of his time limit, and ensuring the competitor acknowledges he has heard the three minute warning.
 - (c) When the full time limit is reached or 3 minutes from the time of warning has passed, whichever comes last, call loudly and clearly "Your time is up!"
 - (d) Marking on the card all shots fired after the end of the time limit by placing a ring around such shots.
- 4.1.4.5 A competitor observed or reported to be exceeding a time limit shall:-
- (a) In the case of Rule 4.1.4.1, where a competition is being fired under the 45 seconds rule (or 60 seconds in the case of Bisley style) and after being timed and cautioned by a Range Officer in person, will forfeit the value of that shot or any subsequent shot where the time limit is exceeded. (NOTE:- Special conditions about warnings apply for shoot-offs which are always held under the 45 second rule. See Rule 7.1.2.4)
 - (b) In the case of rule 4.1.4.2 where he considers he has just cause, apply to the scorer for an extension of time stating his reasons no later than receipt of the 3 minutes warning provided in Rule 4.1.4.4[b] after which Rule 4.1.4.6 will apply.
 - (c) After applying for an extension of time be at liberty to complete his shoot pending consideration of his case by the CRO or his appointed Deputy.
- 4.1.4.6 All excesses of time limits shall be reported by the scorer or check scorer to a Range Officer who in turn will report to the CRO the circumstances.
- 4.1.4.7 The CRO shall have a discretion in forfeiting a shot under Rule 4.1.4.5(a) or granting an extension under Rule 4.1.4.5(b)
- 4.1.4.8 If an extension is granted under the preceding Rule the CRO will endorse the score card accordingly before the competitor and the scorer leave the firing point.
- 4.1.4.9 If the CRO does not grant the extension of time the shots so fired under Rule 4.1.4.5 shall be disallowed and the score card marked accordingly by the CRO.
- 4.1.4.10 In all cases where a competitor exceeds an overall time limit and no dispensation is granted he shall forfeit each shot fired in excess of the limit and his amended score certified by a Range Officer.
- 4.1.4.11 In calculating the elapsed time from the "all clear" of commencement of competition, no allowance will be made for adjustment or blackening of sights or faulty loading, but delays not occasioned by the competitor will be taken into account.
- 4.1.5 'Bisley Style' Shooting**
- 4.1.5.1 Competitors will be squadded either two or three to a target. If the shooting space is narrow, when squadding is in threes, left-handed competitors will be squadded together to the right hand side target(s).
- 4.1.5.2 Squadding will be random and as advised by the Range Officer.

- 4.1.5.3 When called forward by the Range Officer, competitors on each target will position themselves on the firing point, in relation to the target lane number as specified in local regulations.
- 4.1.5.4 The Range Officer will then check for any target on which there is only a single competitor and rectify the situation by moving one or more competitors. Only in exceptional circumstances may a competitor fire on his own, in which event the Range Officer must allocate a check scorer to keep score.
- 4.1.5.5 The Range Officer will allow a minimum of five minutes preparation time before the "commence firing" order. One or more targets may be previously exposed for sighting and dry-firing purposes in accordance with local practice.
- 4.1.5.6 A competitor, who arrives during or after that preparation period, forfeits their right to shoot and may *only* be permitted to shoot if it does not inconvenience the other competitors on that target, and on penalty of 1 point deducted from the late comer's final score. No competitor is to be allowed to get down to shoot after the first shot has been fired on the target in question.
- 4.1.5.7 The time allowance is 60 seconds per shot when there are two competitors firing on a target. If there are three competitors on a target or if a competitor is firing singularly with a check scorer, this time limit becomes 45 seconds per shot. Timing starts when the target has come to rest at the top of its travel or the previous shot has been displayed on the electronic monitor, and the score is called by the scoring shooter or the point at which any query, protest or challenge has been disposed of by the Range Officer.
- 4.1.5.8 If the targets have been pre-exposed, to allow sight aperture adjustments, etc., timing for the first shot will be from the order to commence firing. If the targets have not been pre-exposed, timing will commence when the competitors on the target signify that they are ready and in any case the first shot shall be fired within 3 minutes of first exposure.
- 4.1.5.9 Refer to rules 4.1.4.5 (a), 4.1.4.6 and 4.1.4.7 inclusive for further provisions relating to time limits.
- 4.1.5.10 Scoring shall be carried out in accordance with rules 4.1.3.3 to 4.1.3.18 inclusive, excepting that competitors on each target will act as scorers for one another and that no check scorer is required unless shooting singularly. In each case, a competitor will score for the competitor who fires immediately after them. This means that, with threes, the left and middle competitors will pass their scorecards to the right and the competitor on the right will pass their scorecard to the competitor on the left. If there are two competitors, they will just exchange scorecards.
- 4.1.5.11 Competitors on a target will fire single shots alternately, or in rotation, starting with the competitor on the right. If a shooter fires out of turn then they will lose 1 point from the value of the that shot.
- 4.1.5.12 A competitor who misses the target with four consecutive shots (whether including sighting shots or not) must stop firing until the others on the target have finished. The competitor may then complete the shoot, if time permits and at the Range Officer's discretion, but will not be allowed an extra sighting shot.
- 4.1.5.13 Competitors must remain in the prone position until all on their target have completed the shoot. They may then retire from the firing point, after

completing their scoring duties and rifle safety checks, provided they do not disturb competitors who are still firing on adjacent targets.

- 4.1.5.14 When retiring from the mound, competitors will be responsible for checking and clearing the breeches of their fellow competitors. When doing so, the muzzles of all rifles must remain pointing at the targets until cleared.

4.2 Team Competitions

4.2.1 In team shooting where each shot is separately marked:-

- 4.2.1.1 The Captain must, if required by the promoting body, produce evidence that he has been duly appointed.
- 4.2.1.2 The team members are permitted to 'coach' or 'spot' for each other unless disallowed by the conditions provided they do not offend against Rule 3.3.1.1 (i.e. screening).
- 4.2.1.3 For the purpose of this rule 'team members' include the Captain, Adjutant (if any) and the permitted number of non-shooting coaches.
- 4.2.1.4 No person other than those allowed by Rules 4.2.1, 4.2.1.2 and 4.2.1.3 shall be permitted to spot, coach, or advise team members on or within earshot of the firing mound.
- 4.2.1.5 Shooting order shall be a matter for the Captain and he may vary it as he thinks fit and need not use all the targets allotted. He may if pressed for time and elects to do so, use every target allotted to the team to complete the shoot of one or more of its members.
- 4.2.1.6 If the Captain thinks fit any member of the team may complete his shoots in one or more visits to the mound provided he fires only the number of shots allowed. Optional shots will not be allowed unless permitted by the conditions of the match.
- 4.2.1.7 Members of the team may change rifles at any time or shoot with the same rifle with the object of obtaining the best possible score. The calibre of the rifle may not be changed by any individual shooter during any individual range. Also refer to Rules 11.3 to 11.3.4.
- 4.2.1.8 Where the match is being fired under a time limit for each distance the same shall be stated in the conditions and announced when the match is about to commence.
- 4.2.1.9 It is the responsibility of Team Captains to synchronise their watches with that of the CRO or Match EO who shall announce the elapsed time periodically but not more often than every 15 minutes until the last 15 minutes when the time left shall be announced at five minute intervals or thereabouts.
- 4.2.1.10 It is the duty of the Captain to see that his team completes firing in the time allowed or any extension thereof.
- 4.2.1.11 Unless an extension of time is allowed by the CRO or Match EO or a team is shooting on under protest all shooting will stop and targets will be lowered at the end of the time limit.
- 4.2.1.12 The CRO or Match EO may extend the time limit if there has been any exceptional delay not caused by any act or neglect of 'team members'.
- 4.2.1.13 The Captain or Adjutant shall be responsible to draw the attention of the CRO to any such delay affecting his team immediately on its occurrence.

- 4.2.1.14 When announcing the time limit and starting time the CRO shall state the time by his time-piece.
- 4.2.1.15 During a period of 30 minutes prior to the starting time laid down for a team competition on that day, and the end of the competition on that day, no team member or Coach shall be engaged in any other shooting whatsoever except at a zero range for the purpose of adjusting sights and/or firing blow-off shots.
- 4.2.1.16 Networked Communications within a Team for the purposes of coaching and shooting management are permitted and may be wireless in nature. A wireless network system MUST be switchable and capable of working on more than one frequency (4.2.1.16 (a) below refers) and, if being used overseas, must conform with the public radio frequency allocations of the host country and also must not interfere with Frequencies used by Electronic Targets, if in use. Headsets/microphones may ONLY be issued to Team Members as defined in NRAA Teams Policy or as are specified in Match Conditions (if different). No Team Member may leave the Team Area while equipped for such network communications, and issue thereof to any third party is strictly forbidden (except a Range Officer or Match Referee on request). Wired Networks remain permitted.
- (a) While it is impossible to prevent 'listening in' by other teams when analogue wireless voice communications on public frequencies is in use, the use of any artefact whatsoever to interfere with another team's communications is forbidden. Any eavesdropping is at the listening team's own risk. In the event of two networks naturally interfering with each other the matter is to be resolved by mutual co-operation. Networks may be tested for compatibility at any time in the run up to the first detail of a match; but commencement of shooting must not be delayed. The Meeting organisers have the right to specify which channel a Team may use and to prevent the use of a system which interferes with the functioning of Electronic Targets
- (b) A Range Officer or the Match Referee must be supplied with the waveband information of a wireless network on request and has the right to 'listen in' on the least inconvenient headset of a network for the minimum time necessary to discharge his purpose.
- 4.2.1.17 The use of any sort of Electronic Device by Team Officials for scoring or plotting is NOT allowed if such devices have any capability of wireless or telephone communication. This applies even if the communication capability has been turned off. If Electronic Target Systems that rely on wireless communications are being used, refer to Rule 4.1.1.14 for exceptions to this Rule. Devices used for this purpose are liable for inspection by a Register Keeper or Range Officer at any time, including viewing of the display screen.
- 4.3 Service Shooting [Snap and Rapid for Target Rifle Clubs]**
- 4.3.1 Individual service matches shall be conducted as for deliberate fire and:-
- 4.3.1.1 No competitor shall load his rifle or be on aim until instructed to do so by the Range Officer or other Officer in charge of competition.
- 4.3.1.2 When the number of hits on the target exceeds the number a competitor could have fired at the distance and there are no means of identifying the shots fired by the competitor, the total number of his hits will be signalled in the usual way and the competitor must at once elect either to fire again with

as little delay as possible or have his score adjusted according to the next sub rule.

- 4.3.1.3 If a competitor does not elect to re-shoot, or if the error is not discovered immediately, he will be credited with the score obtained by multiplying the total value of his hits on the target by the number of shots allowed and dividing the result by the number of shots on the target. Fractions of over one half will count as one; under one half will be discarded.
- 4.3.1.4 If it is proved that an excess hit or hits could only have been made by the competitor firing more than the number of shots allowed he shall be disqualified.
- 4.3.1.5 A competitor cannot claim to have the signalled score confirmed by telephone unless challenged and a deposit of \$1.00 paid.
- 4.3.1.6 Targets will remain unpatched until the Range Officer is satisfied that no competitor wishes to challenge but after the order 'patch out' is given no further challenge will be accepted.
- 4.3.1.7 Targets will be raised and remain up for the prescribed time, or will make the prescribed appearances during which time the shots allowed will be fired, after which the results will be signalled from the butts by telephone.
- 4.3.1.8 Where the conditions permit the rifle to be loaded before the target appears, sights may be adjusted, one round loaded in the chamber and the bolt closed, and the rifle may be on aim at the shoulder with the safety catch [if any] off.
- 4.3.1.9 Where the conditions require the rifle to be unloaded when the target appears, sights may be adjusted but no round shall be in the chamber.
- 4.3.1.10 Any competitor who fires or endeavours to fire more than the number of shots allowed during a single appearance of the target, or at one distance, or during the whole of a competition, will be disqualified.
- 4.3.1.11 Single loading only being permitted, ammunition may be placed in blocks on the ground.

4.3.2 Service Team Shooting

- 4.3.2.1 A Commander shall be in charge of each team and may shoot in the team if the conditions permit.
- 4.3.2.2 Ricochets shall be counted as a direct hit.
- 4.3.2.3 Where in the opinion of the CRO any individual or team shall receive undue advantage or suffer undue disadvantage for any reason including a target failing to act properly during a shoot, the score of the individual or team must fire afresh with as little delay as possible through the whole shoot, or through such part of it as the CRO considers to have been unduly affected.

4.4 Miscellaneous Provisions

- 4.4.1 Shooting may be suspended temporarily by order of the CRO if in his and in the opinion of two other Match EO's, circumstances make such suspension desirable, it will be resumed as soon as possible.
- 4.4.2 Except as provided by Rules 3.5.4 and 4.4.1, or with the permission of the Range Officer, no competitor after he has taken up his place on the firing mound and commenced to shoot may quit the mound unless he retires from the event or completes his shoot.
- 4.4.3 Each competitor, unless otherwise direct by a Range Officer, shall fire from the firing mound at the target to which he has been allotted.
- 4.4.4 Where competitors in individual events fire simultaneously at the same

target he who fires out of his turn or at other than his own target will be credited with a miss.

- 4.4.5 Every discharge of a rifle at the firing point will be counted as a shot in the competition against the competitor who fired it, provided the bullet leaves the barrel.
- 4.4.6 In all cases where shooting is interrupted for a period of not less than three minutes any competitor who has not completed his shoot, shall on resuming be allowed an optional shot, provided always, that the interruption is not caused through any fault of the competitor, of his equipment, or an unsuccessful challenge.
- 4.4.7 Each competitor in an individual competition is responsible for reporting to the Range Officer for his target or groups to which he has been allotted to hand in or collect his score card at the time specified in his squadding, otherwise he may be dealt with for an offence, and may not shoot any other time or place without the authority of the CRO but a Range Officer may either before he commences to shoot or if his target is out of order, transfer him to another target and endorse his card accordingly.
- 4.4.8 If, at the moment when a competitor fires, his target should be moved in such a manner as to falsify the result of his shot, the Range Officer may cancel the result of such shot, have the target examined and returned clean, and permit the competitor to fire another shot in its place provided however that the competitor did immediately and before the result is signalled, disclaim the shot, and the Range Officer decides that the circumstances warrant another shot being allowed.
- 4.4.9 Any competitor after the first in any competition may take his place on the firing mound in his allotted order immediately it becomes vacant. When necessary scorers shall call up the next competitor when the fifth from last shot is being fired.

4.5 Marking

4.5.1 The following provisions shall apply to marking:-

- 4.5.1.1 When the single or dual system of targets is in use each shot shall be marked by a value disc on the respective target and a spotting disc in the shot hole.
- 4.5.1.2 When the dummy system of marking is used each shot shall be marked by showing a black panel on the dummy and a spotting disc in the shot hole when the target is raised.
- 4.5.1.3 When the wand system of marking is used the target will be raised with a spotting disc in the shot hole and the value marked by placing the wand on the target and holding it there for a period of at least 5 seconds.
- 4.5.1.4 The value disc, black panel and the wand referred to in the preceding sub rules shall be placed in the several positions shown in the diagrams in Chapter 13 to mark the shot value shown above them.
- 4.5.1.5 The markers shall not remove the spotter from the previous shot hole until the current hole is located. Once located then the new shot hole may be spotted and the previous shot hole patched out. If a new shot hole cannot be located, then the Butts Officer is to check the target and confirm the value of the current shot.
- 4.5.1.6 On targets where the wand system of marking is used a miss shall be signalled by waving the wand or in the case of a challenge a yellow flag

across the face of the target. On targets where the dummy system of marking is used a miss will be signalled by the moving of the target up and down three times or in the case of a challenge by the waving of a yellow flag across the face of the target. In the event of a shot recording a hit on a non-scoring area of the target its position shall be indicated by a spotting disc.

4.5.1.7 The dividing line or mark separating the divisions of the target shall be included in the measurements shown in Rules 13.1 and 13.2 and when a shot touches the edge of the line or mark between two divisions of the target the competitor shall be credited with the higher value. When marking 7.62mm and 5.56mm bullet holes close to the lines a gauge of 7.82mm diameter must be used. See Appendix 2 to Chapter 4.

4.5.1.8 In the event of a marker finding two hits on his target, he will signal the higher value and spot both hits and the competitor on whose target the hits are made shall be entitled to claim the hit of the higher value and shall be entitled to an optional shot from the first sighter to the last shot of the completed stage [i.e. if two hits on first sighter, have an optional sighter, then a second sighter. If it is the second sighter, then an optional first business. When using electronic targets, in the event of two shots being recorded in rapid succession (i.e. an extra shot from another target) and it is not possible to determine which shot should be attributed to the shooter on the target, the provision of this rule as detailed above shall apply.

4.5.1.9 If a competitor is signalled a 'miss' after all relevant challenges have been decided, and before he shoots again a hit is signalled, he cannot claim such hit.

4.5.1.10 If while the value of a spotter is being challenged a further shot is found the preceding sub rule 4.5.1.8 shall apply.

4.5.1.11 No competitor shall knowingly claim a shot he has not fired.

4.5.1.12 When a value disc is shown and no spotting disc appears on the target when raised, the competitor may request the Range Officer to have the spotting disc shown in which case it shall decide the value of the shot.

4.5.1.13 If on the target being raised, the spotting disc unmistakably disagrees with the value disc, the scorer shall stop the competitor firing at the target and report the fact to a Range Officer, who shall decide the value of the shot, using the telephone if necessary and from whose decision there shall be no appeal except by challenging as provided in the next sub rule.

4.5.1.14 The marking as shown by the spotting disc may be challenged by depositing \$1.00 with the Range Officer and if the marking is incorrect the deposit will be returned and the competitor credited with the correct value of the shot but if the marking is confirmed the deposit shall be forfeited without appeal. Only **one** such challenge shall be allowed for any one shot.

4.5.1.15.1 **Conventional Targets - Misses on the Target.** If a conventional target fails to move after a shot has been fired at the end of 30 seconds the scorer shall call the Range Officer and request examination of the target. If a Miss is indicated the competitor must accept the miss and carry on subject to the paragraph below He may also challenge if he does not accept the result of the free examination.

If there is clear evidence where the shot has gone (e.g. on another target), the competitor may continue. If the location of the shot is unclear, the scorer

must inspect the barrel to ensure there is no obstruction left in the barrel. The onus is on the shooter to facilitate the scorer being able to clearly look through the entire barrel.

- 4.5.1.15.2 **Electronic Targets - Misses on the Target.** When using electronic targets, if a shot is not registered on the monitor after the shot has been fired, after 30 seconds, the scorer shall call the Range Officer and request an assessment of the situation by the RO. To assist the Range Officer, no shooter shall bring fired cases to the firing point.

The Range Officer May Use Discretion

If the shot is the first of the string, a miss shall be recorded and the shooter shall recheck that his/her sight setting is correct. If the shot is during a string with all previous shots registering on the target, the Range Officer shall use all available data to make a determination whether in all reasonableness, a miss was probable.

This data should include but not be limited to, current weather conditions, scores leading up to the lost shot (continual approximate centre shots vs. edge of target shots etc.) any issues or glitches on other targets immediately preceding the event etc. Nearby targets should be checked for any extra shots. Following this determination the RO may award an extra shot if, after careful consideration and on the balance of probabilities, the ET is deemed at fault.

If an extra shot is awarded and the three minute time limit has been exceeded, and it was through no fault of the shooter, then the extra shot awarded will be classified as an optional sighter. If the shooter elects to discard the optional sighter then the next shot shall be classified as the missed shot that was awarded.

The RO shall award a Miss if, after careful consideration and on the balance of probabilities, the shooter is deemed to have missed.

- 4.5.1.15.3 **Crossfires:-** The previous procedure is distinct from a crossfire. A crossfire will be identified by BOTH the absence of a shot on the shooter's monitor AND the appearance of an unsolicited shot on another target (subject to ET design). In this instance the RO must be called to find the origin of the unsolicited shot.

Rule 4.5.1.8 shall apply for shooter receiving the extra shot and a miss shall be recorded for the crossfiring shooter. Scorers and Check Scorers are to maintain vigilance on the monitor for the appearance of unsolicited shots. It is stressed however that this is always secondary to the primary task of the scorer being the overseer of the shooter and that safety practices are being followed.

- 4.5.1.15.4 Before he may continue, if there is clear evidence where the shot has gone (e.g. on another target), the competitor may continue. If the location of the shot is unclear, the scorer must inspect the barrel to ensure there is no obstruction left in the barrel. The onus is on the shooter to facilitate the scorer being able to clearly look through the entire barrel.

- 4.5.1.15.5 If initially or subsequently the target/monitor is deemed by the RO to be unserviceable it must be withdrawn from further use and the shooter, and any previous shooters considered to have been disadvantaged, will be

assigned another target to either complete the shoot with the provisions of Rule 4.4.6 to apply, or reshoot the full range if the disadvantage was deemed to have adversely affected a previous shooter's total score.

4.5.1.16 In deliberate fire every shot striking the target shall be treated as a hit unless it clearly comes within the definition of a ricochet in which case no spotting disc will be shown and a miss will be marked.

4.5.1.17 Any competitor before firing his first shot may:-

- (a) Have his target challenged, or
- (b) If the last shot marked was signalled a 'miss' and not challenged by the previous competitor request a Range Officer to have his target challenged without fee, and:-
- (c) In either case, if a shot is found it will be patched out, without being signalled and the target returned clean.

4.5.1.18 If a competitor believes the shot marked on the target is not the one he fired, he may call for the target and spotting disc to be examined for a further hit. If a second hit is found of higher value he will receive that value. If no additional hit is found he will receive the value of the original shot marked.

4.5.1.19 In the event of an electronic target monitor displaying an error message or a malfunction that could be attributable to two simultaneous shots on the target, and the possibility is identified by cross fire or concurrent use of the target, the competitor will be entitled to an extra shot to replace the previous that could not be identified properly.

CHAPTER 5

INSTRUCTIONS FOR RANGE OFFICERS, BUTTS OFFICERS AND STAFF

- 5.1 The following rules shall be observed by Range Officers and Telephone Attendants**
- 5.1.1 Range Officers shall make themselves thoroughly familiar with the Standard Shooting Rules and the Range Standing Orders. State and Territory Associations shall require persons desirous of accepting appointment as Range Officers at all competitions including Open Prize meetings and Club Shoots to undergo a qualifying NRAA examination.
- 5.1.2 The marking may be challenged only once before any further shot has been fired at the target involved.
- 5.1.3 If there is any uncertainty as to the value of a shot arising out of signals from the butts after a 'challenge' or 'examination' a Range Officer shall telephone a Butts Officer and ascertain the true value which will be credited to the competitor.
- 5.1.4 If the circumstances are such that the signalled value of a shot cannot be verified at once, or without undue delay, the competitor shall unless the CRO decides otherwise, be credited with the signalled value.
- 5.1.5 Where shooting takes place under a time limit a Range Officer may grant an extension of time which he considers to be equivalent to the time necessarily occupied in making a successful challenge.
- 5.1.6 Promoting bodies shall provide new target centres no less frequently than every 60 shots in both individual and team events at 300 yard and 300 metres.
- 5.1.7 Code messages should be used wherever practical in communicating with the Butts and where the code number is not used the verbal messages set opposite them only shall be spoken. In each case the target number will first be given followed the message number or where the CRO permits it the spoken message opposite the number may be used.
- 5.1.8 In the event of a tie the Range Officer is required to advise all competitors in the shoot off of the rules in respect to shoot offs.
- 5.1.9 The only means of communication between the Butts and the Firing Point is to be that formally used by the Range and Butts Officers. No person in the Butts is to use any other means of communication that could be contacted by any person in sight of the Firing Point. In particular, mobile cell phones must be switched off by all personnel in the Butts and anyone within 20m of the Firing Point.

5.2 Code Messages

<u>Message No.</u>	<u>Message</u>
1	Examine target for a hit.
2	No spotting disc is visible.
3	Spotting disc disagrees with value signalled. Examine target and re- signal correct value of that shot.
4	Competitor disclaims hit marked and challenges for another hit on
5	Competitor has challenged and claims a hit although none has been
6	Competitor has challenged and claims a value other than that which has been marked.
7	Competitor requires target to be examined and returned clean before firing. If a shot hole is found , it is to be patched out without being signalled . If the competitor has challenged the target for this purpose, the Butts Office shall be so advised.
8	Marking is too slow – Hasten. [Butts Officer should tactfully try to find the reason].
9	Dummy too low - Raise.
10	Target too low - Raise.
11	Scorer has missed marking – re-signal value.

5.3 The following rules shall be observed by Butts Officers and Markers

- 5.3.1 On every challenge being received in the butts the named target will be lowered and the dummy [if any] raised showing the 'examine' signal only in the presence of the Butts Officer who shall personally examine the target after which:-
- 5.3.1.1 If any correction in the marking has to be made, or if any shot has to be signalled in the usual way, or
- 5.3.1.2 If the marking has been challenged in any way then in addition to being signalled by the marker the result of each examination **will be verified by the telephone or radio**.
- 5.3.2 The Butts Officer shall also **personally examine** the target on receipt of Code messages 3, 4, 5 and 6 as specified in Rule 5.2.
- 5.3.3 In every case where a Butts Officer is required to examine a target he shall indicate his presence by showing a yellow flag in front of the dummy, the target, or above the mantelet as the method of marking dictates.
- 5.3.4 When a target is to be examined for a hit or to ascertain the value of a hit the marker will raise the dummy [if any] showing the 'examine' signal, after which:-
- 5.3.4.1 If there is a hit he will except as set out in Rule 4.5.1.16 mark the target in the usual way, or:-
- 5.3.4.2 If the value differs from that previously marked he will signal the correct value, or:-
- 5.3.4.3 If no shot hole is found he will signal a 'miss' and send up a clean target.

- 5.3.5 Code messages 3,4,5 or 6 which require the personal attention of a Butts Officer shall, wherever practical, not be disclosed to the markers by the telephone operator or Butts Officer.
- 5.3.6 Butts Officers, when the opportunity occurs, should carefully and tactfully impress on every marker the extreme importance of accurate marking and point out what a mistake might mean to a competitor, at the same time making it clear that the prompt admission and correction of a mistake is regarded as the sign of a good marker and is appreciated by all.
- 5.3.7 Butts Officers shall draw the marker's attention to Rule 4.5.1.7 [line shots] and impress on them the need to consult them when in doubt.
- 5.3.8 Promoting bodies shall provide spotting discs which can be readily seen through a telescope or binoculars from the firing mound in use. Super V's shall be shown with a white disc, Central Bulls with a red disc, bulls-eyes with a white disc, and all other shots on the aiming mark with a red disc and shots on the white of the target with a red disc.
- 5.3.9 When a target is lowered for examination no value disc shall be shown on the dummy.
- 5.3.10 A marker will on no account, unless he is satisfied the target has been hit, lower it to examine for a shot hole, or to re-check the value of a hit, unless requested to do so by a Butts Office or his group.
- 5.3.11 If a marker discovers he has made a mistake he must half-mast his target at once so as to prevent further firing at it until he has reported the matter to his Butts Officer, who will correct the mistake by telephone and on no account criticise the marker.

CHAPTER 6

SCORING - RULES FOR SCORERS AND CHECK SCORERS

- 6.1** In addition to the foregoing rules scorers and check scorers will pay special attention to the following provisions:-
- 6.1.1 To make themselves fully conversant with all the special shooting conditions laid down by the promoting body effecting the competitions.
- 6.1.2 To report to a Range Officer every competitor who fails to attend the firing point or present his score card at the proper time and to see that he does not take part until a Range Officer has dealt with the matter.
- 6.1.3 To report any competitor who fires when his target is in the pit and see that the competitor does not fire again until the matter is dealt with by a Range Officer.
- 6.1.4 Refer to Rule 4.5.1.15 for procedures to follow when the target fails to move when a shot is fired and/or a miss is indicated. This also covers procedures for misses on Electronic Targets.
- 6.1.5 To report to a Range Officer at once all stray shots marked on a target or recorded on a monitor. This is critical as it assists Range Officers to resolve issues quickly and accurately.
- 6.1.6 Where a spotting disc does not agree with the value disc or where a hit is not marked by both a value and spotting disc, to stop further firing until the matter has been clarified by a Range Officer.
- 6.1.7 To see that a competitor fires no more than the number of siphers allowed in the competition.
- 6.1.8 Not to enter into any dispute with competitors but to refer all disputed points to a Range Officer at once for his decision.
- 6.1.9 If the scorer becomes aware that the competitor has shot a score that is likely to result in the competitor being involved in a shoot-off, he is to inform the Range Officer and also the shooter involved.
- 6.2 Scoring procedure will be as follows:-**
For Scoring Procedures on **Electronic Targets** refer to Appendix 6 For Scoring on **Conventional Targets** follow the rules below.
- 6.2.1 The competitor squadded last to shoot shall act as check scorer.
- 6.2.2 The next last competitor shall act as scorer until the first competitor's last shot is recorded when the check scorer shall at once take over the cards in time to record the first sighter of the next competitor.
- 6.2.3 The competitor previously acting as scorer shall take over the blackboard until relieved by the competitor just finished, first checking that the competitor's score is checked against the board score and certified by the competitor, scorer and check scorer.
- 6.2.4 As each competitor completes the number of shots allowed in the competition, the Scorer and Check Scorer shall total the score on the card and the blackboard respectively, verified that the chamber of the competitor's rifle is empty, in the manner prescribed by Rule 2.1.5, then sign the card and have it verified by the competitor. The act of signing the score card shall constitute acceptance of responsibility for the verification **that the chamber is empty.**

- 6.2.5 The process of changing scorer and check scorer shall continue during each detail so that there will be no break in scoring on a competitor's card while he is firing.
- 6.2.6 In addition to the above Rules, scorers and check scorers should refer to the provisions in Rules 4.1.1.8 to 4.1.1.11 concerning preparation time, and also the provisions about Time Keeping and Time Limits in Rules 4.1.4 to 4.1.4.11.

CHAPTER 7

TIE REGULATIONS

7.1 Ties in individual matches where each shot is separately marked.

7.1.1 Shooting Off Ties will be carried out as follows:-

- 7.1.1.1 Ties for first place in a principal Aggregate, as identified in the official program of the promoting body, or where specifically laid down in the conditions of the match, or for the last place or places in any stage which will entitle the competitor to compete in a later stage, or an aggregate, shall be decided by shooting off in the manner laid down in the foregoing rules and where applicable, determine the place in the prize list of those competitors. All other ties shall be decided by counting out.
- 7.1.1.2 Subject to the next sub rule 7.1.1.3, ties for all trophies, or where the prize consists of a trophy and cash, or with the option of taking cash, which cannot be decided by the count out rules or as otherwise provided by the conditions of the match, shall be shot off.
- 7.1.1.3 The position in the prize list of competitors scoring total score 'possibles' in single range competitions may be decided by lot or by division of the prize money.
- #### **7.1.2 Procedures for Shooting Off Ties**
- 7.1.2.1 Ties will be shot off after the close of the competition concerned wherever possible and Super V's and central bullseyes will be marked.
- 7.1.2.2 When ties are shot off as in Rule 7.1.1.1 the competitors involved will be notified by the CRO at once.
- 7.1.2.3 When a tie cannot be shot off at once a Notice shall be posted on the Official Notice Board of the promoting body and a public address announcement made, stating the time and place at which the tie will be decided.
- 7.1.2.4 Shoot offs will be fired in accordance with Rule 4.1.4.1 [45 seconds] notwithstanding the meeting may have been conducted under rule 4.1.4.2 [elapsed time]. Before the start of any shoot-off, the Range Officer shall clearly state to the competitors that the time limit for each shot is 45 seconds, that this is their first and only warning, and that any shot exceeding the time limit will be discounted and marked as a miss, without any individual warnings to shooters.
The Range Officer shall make provision for shooters to be timed, either by himself, the Scorers or other appointed personnel.
- 7.1.2.5 All those shooting off will fire two optional sighters and five counting shots at the longest range, last or only distance of the tied competition, after which each competitor will fire single shots unless and until stopped by the Range Officer upon being eliminated as provided for in rules 7.1.2.6.
- 7.1.2.6 The Range Officer will stop and eliminate a competitor:-
(a) At the end of five counting shots if his total score is less than that of any other firer shooting off and then:-
(b) As he scores a shot of lower value than that of any other firer. Central bulls-eyes for TR being treated as higher in value than bulls-eyes and Super V's being treated as higher in value than Centres (6) for F Class.
- 7.1.2.7 If a competitor fires more than the number of shots required to decide the tie, such extra shots will be deleted from his score.

- 7.1.2.8 In single range competitions unless otherwise provided for by the conditions all tie shots permitted by these rules shall be used to determine the place in the prize list of all those shooting off.
- 7.1.2.9 If a competitor fails to shoot off a tie, or fails to fire any of the required tie shots, his name will be placed in the prize list according to his score in the tied competition immediately after those who completed the shoot off.
- 7.1.2.10 It is the competitor's responsibility to provide his own ammunition for all shoot offs.
- 7.1.3 Counting out Ties shall take place as follows:-**
- 7.1.3.1 In all cases of counting out under Rule 7.1.3 and Rules 7.2.1 and 7.3.1, central bulls-eyes shall count higher in value than bulls-eyes. For TR shooters a Super V shall count the same as a central bull. In the case of F Standard or F Open, a Super V shall count higher than a central bull.
- 7.1.3.2 If at one distance only by the value of each shot successively commencing with the last.
- 7.1.3.3 If at more than one distance, by range totals in order of distances commencing with the last, but where the aggregate consists of two or more matches at the same distance, counting out shall in the first place be determined by match totals in the order fired from last to first. If still a tie in either case then by taking the value of each shot successively commencing with the last fired at the last range or in the case of more than one match, at the same distance in the order fired from last to first.
- 7.1.3.4 If by stages, by stage totals successively commencing with the last stage. If still a tie, by range totals successively commencing with the last range and if still a tie, by taking each shot successively as in the preceding sub rule.
- 7.1.3.5 If a tie cannot be decided by any of the above sub rules the prize money shall be divided equally between the said competitors.
- 7.2 Ties in Team Shoots where each shot is separately marked:-**
- 7.2.1 If at one distance, then:-
- 7.2.1.1 By the aggregate totals of the last shot of all members of the team.
- 7.2.1.2 If still a tie by the aggregate totals of all members' shots successively commencing with the last.
- 7.2.2 If at more than one distance or in the case of two or more shoots at the same distance, then:-
- 7.2.2.1 By the team range totals commencing in the order fired from last to first.
- 7.2.2.2 If still a tie by applying Rule 7.2.1 commencing in the order fired from last to first.
- 7.2.2.3 If still a tie by a member of each team involved nominated by his Captain firing tie shots in the manner laid down in rule 7.1.2.5 and 7.1.2.6.

- 7.3 Ties in Individual and Team Shoots where each shot is not separately marked:-**
- 7.3.1 If at one distance:-
- 7.3.1.1 By the greatest number of hits.
- 7.3.1.2 If still a tie by the fewest number of outers.
- 7.3.1.3 If still a tie by the fewest number of magpies.
- 7.3.1.4 If still a tie by the fewest number of inners.
- 7.3.2 If at more than one distance by the total score at each distance commencing with the last fired.
- 7.3.3 If by Stages:-**
- 7.3.3.1 By the aggregate totals of each stage successively commencing with the last.
- 7.3.3.2 If still a tie by range totals in order of distances commencing with the last fired.
- 7.3.4 If a tie cannot be decided by any of the above sub rules in a Team's match, any Challenge Trophy shall be held for equal periods by teams involved and prize money [if any] shall be equally divided.
- 7.3.5 If a tie is shot off after the close of competition or at a subsequent time, sighters will only be allowed as laid down for the match and tie shots will be fired as follows:-
- 7.3.5.1 In service matches as standard targets, three tie shots.
- 7.3.5.2 In firing at moving targets, four tie shots.
- 7.3.5.3 In rapid and snap shooting matches the competitors will fire again through the longest or only distance.
- 7.3.6 When a tie occurs in a team shoot in which speed is combined with accuracy it shall be awarded to the team which completed the shoot in the shortest time and if still a tie it will be decided in the manner laid down in this Part 7.3 commencing with Rules 7.3.1.
- 7.4 Ties in Competitions where handicaps are allotted:-**
- 7.4.1 Scratch v Handicap or Handicap v Handicap, with or without limit, where not otherwise provided by the shooting conditions:-
- 7.4.1.1 A tie occurs when the competitors are handicapped or re-handicapped for each shoot or distance whether the same forms part of an aggregate or not, and the handicap has been added to the score off the rifle up to but not exceeding the 'Handicap Limit' score, if a limit has been fixed, or where none is fixed, up to the highest possible numeric score off the rifle and the total scores are then equal.
- 7.4.2 In Handicap Aggregate Shoots, unless otherwise provided by the shooting conditions:-**
- 7.4.2.1 A tie occurs when the Handicap is allotted in a lump sum and added to the aggregate score off the rifle up to but not exceeding the 'Handicap Limit' score if a limit has been fixed, or where none is fixed, up to the highest possible aggregate numeric score off the rifle, and the total scores are then equal.
- 7.4.3 Ties under this Part 7.4 will be divided as follows:-**
- 7.4.3.1 Ties for cash prizes will be divided.

- 7.4.3.2 Unless otherwise provided by the shooting conditions, ties in handicap matches shall be decided, by:-
- (a) by shooting off:- i.e. each competitor shall fire one sighter not to count and four or five shots whichever is nearest to one quarter or one half of the total shots fired in the match, and to the total score off the rifle of each competitor shall be added one quarter or one half of his original handicap as the case may be. If still a tie by shooting off again under the same conditions, or:-
 - (b) The competitor who used the least percentage of his handicap to reach the limit or the highest possible total score shall be the winner. If two or more competitors use the same percentage the resulting tie shall be decided by shooting off in the manner set out in the preceding paragraph, the winner being the competitor who uses the least percentage of his handicap allotted for the shoot off to reach the highest possible score. If the tie remains undecided those involved will shoot off again under the same conditions.
- 7.4.3.3 If the conditions of shooting do not lay down the method of deciding ties under this Part 7.4 then the Executive Committee shall decide which of the methods in the preceding rule will be adopted.
- 7.4.3.4 In calculating handicaps for shooting off, fractions over one half shall count as one point and fractions of one half or under shall be disregarded.

CHAPTER 8

OFFENCES

8.1 Warranting Exclusion

- 8.1.1 Any competitor or other person shall be liable to the penalties set out in Rule 9.1.1 if that competitor or person:
- 8.1.1.1 Deliberately fires at another person's target, or:-
 - 8.1.1.2 Fires when the danger signal appears or during a "Cease Fire" order, or:-
 - 8.1.1.3 Discharges a firearm on an authorised rifle range except in accordance with the shooting rules, or:-
 - 8.1.1.4 For want of proper care, discharges his rifle accidentally, unless such discharge is the result of a defect in the rifle, proof whereof shall lie upon him, or:-
 - 8.1.1.5 Is found with a loaded firearm except on the firing mound when actually engaged in a competition or authorised practice, or:-
 - 8.1.1.6 Acts in any way that may prove dangerous, or:-
 - 8.1.1.7 Is in possession of a loaded firearm while under the influence of intoxicating liquor or a drug, or:-
 - 8.1.1.8 While acting as a scorer or check score fails to verify that the chamber of a competitor's rifle is empty with the result that the rifle is subsequently accidentally discharged.

8.2 Warranting Disqualification

- 8.2.1 Any competitor or other person shall be liable to the penalties set out in Rule 9.1.2 if that competitor or person:
- 8.2.1.1 Fires in any name other than his own as a competitor.
 - 8.2.1.2 Shoots for a prize or in a team for which he is not qualified under the rules.
 - 8.2.1.3 Alters or makes any erasure on a score card with intent to falsify the score.
 - 8.2.1.4 Offers a bribe of any kind to any person in any way involved in a competition under any pretence whatsoever.
 - 8.2.1.5 Being aware of any attempt to defraud the promoting body fails to report the same with due diligence.
 - 8.2.1.6 Conducts himself in a manner considered to be discreditable to rifle shooting or unbecoming a competitor.
 - 8.2.1.7 Fires twice at one exposure of his target without having the first shot recorded as a miss.
 - 8.2.1.8 Under any circumstances claims or accepts points which he has not made, or connives at such conduct on the part of another competitor.
 - 8.2.1.9 Is coached by another person or coaches a competitor except when permitted by the conditions of the match in accordance with Rule 3.3.10.
 - 8.2.1.10 Uses ammunition not in accordance with Rule 3.4.1, 3.4.3 and 3.4.4.
 - 8.2.1.11 Interferes with factory produced ammunition or projectiles issued for handloading in any way other than cleaning, lubricating (as per Rule 3.4.9), or metplatting and/or pointing (as per Rules 3.4.2, 3.4.8 and Appendix 1)
 - 8.2.1.12 Tampers with his rifle in any way with a view to obtaining an unfair advantage.

8.3 Warranting a Monetary Penalty

- 8.3.1 Any competitor or other person shall be liable to the penalties set out in Rules 9.2 and 9.4 if that competitor or person:-
- 8.3.1.1 Fails to obey the orders of a Range Officer.
 - 8.3.1.2 Leaves the bolt in his rifle contrary to the Safety Rules.
 - 8.3.1.3 Arrives late at the firing point for the commencement of a competition.
 - 8.3.1.4 In addition to 8.3.1.1 contravenes any other 'Safety Rule'.
 - 8.3.1.5 While acting as a scorer or check scorer fails to verify that the chamber of a competitor's rifle is empty in the manner prescribed by Rule 2.1.5.

8.4 Warranting Deduction of Score

- 8.4.1 Any competitor who:-
- 8.4.1.1 Uses an overweight rifle as per 3.1.1.4.
 - 8.4.1.2 Uses a rifle which fails to pass the trigger test as per Rules 3.5.2.2 and 3.5.2.3.
 - 8.4.1.3 Uses a non-permitted shooting aid or commits an action which is not permitted under these rules as per Rule 3.3 to Rule 3.3.12.

CHAPTER 9

PENALTIES

- 9.1** Any Competitor or other person upon the occurrence being proved to the satisfaction of the Executive Committee shall:-
- 9.1.1** In respect of any offence set out in Rule 8.1 be excluded from all further competitions at the meeting where the offence occurs and forfeit all his entry fees.
- 9.1.2** In respect of any offence set out in Rule 8.2 forfeit all his entry fees and prize money and be subject to disqualification for the meeting during which the offence occurred and for such further period [if any] as the Governing Body or Executive Committee decides any may also as part of the penalty have the circumstances reported to such other promoting bodies as may be deemed advisable.
- 9.2** Any competitor or other person observed committing any offences set out in rule 8.3:-
- 9.2.1** Shall be reported to the Executive Committee which, on the offence being proved may penalise the competitor in any manner considered just in the circumstances with a maximum penalty of \$100.00.
- 9.3** Where a penalty is imposed under Rule 9.1.1 for an offence under any of the sub rules 8.1.1.3 to 8.1.1.9 inclusive, the offender shall be suspended from all shooting from the conclusion of the shoot at which the offence occurred until such time as the matter has been dealt with by the State or Territory Association of which the offender is a member. The State or Territory Association may after due consideration, disqualify him from all shooting for such a period as it considers appropriate.
- 9.4** **The penalty for not conforming to the NRAA criteria for handloading where it is deemed that a competitor has deliberately tried to gain an advantage shall be as follows:-**
- (a) The CRO shall report the matter to his Organising Committee, who shall in turn report it to their Member Association.
 - (b) Should the Member Association find the facts proven, there shall be the following penalties:-
- First Offence; One year suspension.
And following re-instatement of membership:-
Second Offence; Life suspension.
- 9.5** Any competitor who commits an offence set out in Rule 8.4 shall incur a deduction of points from his score at the distance at which the infringement was detected. This shall be 5 points for a TR competitor and 6 points for F Class. Any subsequent offence detected during the continuance of the meeting shall result in the entire score at that distance being forfeited.

CHAPTER 10

PROTESTS AND APPEALS

- 10.1** Any claim, complaint or dispute which occurs during a competition shall be dealt with as follows:-
- 10.1.1 If while a competitor is still firing he must lodge his protest to a Range Officer on the spot who shall decide the matter at once or call the CRO who will act instead.
- 10.1.2 If the decision is disputed by the competitor or any other aggrieved person or is not disposed of on the spot the competitor shall complete his shoot under protest, and if the dispute relates to the number of shots fired he shall fire an extra shot or shots as the case may be under the supervision of a Range Officer who shall see that they are recorded as such.
- 10.1.3 Any matter not disposed of under the preceding paragraph or which arises after the completion of a shoot or the close of the competition, shall be raised by way of protest, which shall be put in writing in simple terms and handed to the Match Committee/Director with a deposit of \$20.00.
- 10.1.4 Where the protest relates to any decision of a Range Officer, that Officer shall make a written report of the circumstances and hand the same to the CRO to accompany the protest.
- 10.2** All shots fired by a competitor under protest shall be identified on his score card and the circumstances endorsed thereon by the Range Officer.
- 10.3** The Executive Committee shall hear and determine protests and appeals in the manner laid down by the By Laws of the State or Territory Association. If the Committee allows the protest or appeal or disallows it, but considers that the competitor had reasonable grounds for making it, then the deposit will be returned to the competitor. The proceedings shall be properly recorded and the decision of the Committee made known in writing to the competitor concerned immediately it is given.

CHAPTER 11

MISCELLANEOUS

11.1 Rules of General Application

11.1.1 Entries

11.1.1.1 Should any entries be made for matches in which the entrant is not entitled to shoot then:-

(a) The entry money may be forfeited, and:-

(b) The entrant may be debarred from all competitions during the pleasure of the Executive Committee, and:-

(c) Any prize already won shall be forfeited.

11.1.1.2 No entry shall be held to have been made until full payment of the entry fee has been received and no person shall become a competitor until his entry fee is accepted.

11.1.2 Clothing

11.1.2.1 All competitors must be clothed in suitable and serviceable dress.

11.1.3 Sighters

11.1.3.1 Two optional sighters will be allowed in all matches, and a competitor may take the last or both as counting shots but must declare his intention at once on the appearance of his target or the shot registering on the monitor after the second of such shots. If two hits strike the target during a sighter, Rule 4.5.1.8 shall apply.

11.1.4 Posting of Penalties

11.1.4.1 In case where a competitor is excluded from any further competition, or where his score is disallowed for any particular prizes, the circumstances only under which the penalty was incurred shall be posted on the notice board as a warning to others, without the name of the competitor implicated. In cases of disqualification the name of the offender as well as particulars of the case shall be posted on the notice board and be part of the penalty to be suffered.

11.1.5 Appeals

11.1.5.1 The Governing Body, on appeal shall have power to vary, mitigate or remit any of the penalties laid down in Chapter 9 or elsewhere in these Rules and the decision of the Governing body shall be final and binding on all parties to the dispute.

11.1.6 Shooting Positions Other than Prone

11.1.6.1 *Standing*:- Erect on both feet, no other portion of the body touching the ground or any other object. The elbow of the arm supporting the rifle may be placed against the body or rested on the hip, but an artificial support of any kind such as a belt or padded clothing is prohibited.

11.1.6.2 *Kneeling*:- Weight of the body supported on right knee and foot and left foot, or left knee and foot and right foot, no other part of the body to touch the ground. Sitting on the side of the foot instead of the heel will be permitted. The rifle will be supported by both hands and one shoulder only. The elbow supporting the rifle will be approximately on or just inside the knee. The elbow of the trigger arm will be free from all support. Heel blocks or pads of any kind are not permitted.

- 11.1.6.3 *Sitting*:- Weight of the body supported on buttocks and feet. No other portion of the body to touch the ground. Rifle to be supported by both hands and one shoulder only. The left hand [or in the case of a left handed firer, the right hand] must not rest on leg or knee, one or both elbows resting approximately on or just inside the knee. Legs may be apart or crossed and may be in front of the front edge of the firing mound. When the crossed ankles or cross legged position is used the ankle bones must be forward of a vertical line drawn from the point of the knees to the ground.
- 11.2 Rules for Special Application**
- 11.2.1 Matches and Championships**
- 11.2.1.1 International matches shall be organised and arranged by the NRAA which shall appoint the officials to conduct the same.
- 11.2.1.2 National Championships shall be organised by the NRAA and where necessary in conjunction with a State or Territory Association. The NRAA will appoint officials.
- 11.2.1.3 State or Territory Championships subject to any directions issued by the NRAA shall be organised by the authorised State or Territory Association for the area or part allotted to it.
- 11.2.1.4 Affiliated Associations and Clubs are required to comply with the rules set out in Rule 11.2.5.
- 11.2.2 Uniform Grading System**
- 11.2.2.1 For the purpose of enabling competitors to have the opportunity of competing on terms of equality, a system of grading has been approved for general application, the rules for which are set out in Chapter 12.
- 11.2.3 Interpretation of Rules**
- 11.2.3.1 Where any competitor or member of a rifle club considers that the rules are not being correctly interpreted by any promoting body, application may be made by an aggrieved person for a ruling by the State or Territory Association of which he is a member, and if it is unable to resolve the matter or if the interpretation in question is its own interpretation, then recourse may be had to Rule 11.2.3.2 but any ruling given under this rule or Rule 11.2.4 shall not have any retrospective application.
- 11.2.3.2 Where any condition or matter arises which is not covered by any of these rules such condition or matter shall be deemed to be not approved. Application for approval can be made through a State or Territory Association to the NRAA provided the required notice is given.
- 11.2.4 Liability**
- 11.2.4.1 Promoting bodies undertake no responsibility for any accident arising from defective or unsuitable ammunition or firearms.
- 11.2.5 Control of Prize Meetings**
- 11.2.5.1 Registered competitions may be authorised by State or Territory Associations upon written application by the Secretary or other responsible officer of the District Association or Club intending to act as promoting body.

11.2.5.2 Authorisation:-

- (a) Before being publicised in programs or otherwise, the promoting body shall have applied for registration of the competition(s) at least thirty days prior to the release of the program; agreed to comply with current regulations for such competitions and shall have received notice from the State or Territory Association that the application has been approved.
- (b) The State or Territory Association may refuse to approve or may withdraw its approval of any prize meeting which does not comply with its requirements.
- (c) Club prize meetings restricted to Members only are exempt from these rules.
- (d) Where the promoting body is required as a condition of approval to supply the State or Territory Association with a copy of its prize meeting results, failure for a period of fourteen days to comply with such conditions, may result in subsequent applications being refused.

11.2.5.3 Uniform Grading:

Promoting Bodies shall observe the Uniform Grading System where such is applicable to the approved competition. Refer Chapter 12.

11.2.5.4 Rules:-

The promoting body having agreed to do so must conduct the authorised competition according to these SSRs except in so far as they have:-

- (a) Been modified as approved by the State or Territory Association to meet local conditions, and:-
- (b) The safety rules must be prominently displayed on a notice board during the competition, and:-
- (c) No competition shall take place except on an authorised Rifle Range.

11.3 Changes of Rifle and Calibre

11.3.1 A competitor may switch rifle and calibres from range to range during individual and teams matches.

11.3.2 In individual matches, he will only be permitted to switch rifles *during the firing of an individual range* should the first rifle become unsafe or unserviceable and only if the RO verifies this to be so. Deteriorating grouping ability of the rifle due to barrel fouling or any other non-visible cause will not be considered a malfunction. Refer also to Rules 3.5.4 to 3.5.4.9.

11.3.3 In Teams matches, a team member may change his rifle at any time.

11.3.4 For Rules 11.3.2 and 11.3.3, in neither case, is an extra sighter permitted nor may the rifle be changed for one of a different calibre.

CHAPTER 12

A NATIONAL GRADING SYSTEM

UNIFORM GRADING RULES FOR TARGET RIFLE AND F CLASS

12.1 Grading

- (a) The NRAA has been directed by our Member States to organise and administer the following rules as a National Grading System.
- (b) The object is to provide a method of grading for Target Rifle and F Class Competitors where grading is calculated using scores from all available Open Competitions and at all distances shot in those competitions.
- (c) For shooters who only shoot at club level and do not have averages on the NRAA Register, refer to Rules 12.10 and 12.11.
- (d) Using the National Grading system, a grading percentage is calculated by comparing an individual competitor's aggregate score against the top score for the day, irrespective of grade. This will give a truer indication of a competitor's ability as conditions on the day will influence scores.
- (e) The system used for both Disciplines takes into account (to some degree) the weather conditions prevalent on any particular day, as well as the range difficulty. All scores used for grading are directly related to the **TOP SCORE OF THE DAY** in each different discipline, regardless of Grade.

12.1.1 The NRAA has developed a National Grading System which is accessed and administered electronically. Results and Gradings are available through the NRAA Website. For further details refer to Appendix 7 of these Rules.

12.1.2 To facilitate entry of Competition Scores into the National Grading System, the NRAA has developed an Online Prize Meeting Program (OPMP). This program will administer and provide results for Open Prize Meetings, Teams Matches and Queens Prize Series. It can be done live and in Real Time on the day of competition, or can be entered at a later time. When results are finalised they are automatically submitted to the National Grading System.

- (a) The Online Prize Meeting Program will be the only method by which scores are submitted to the National Grading System
- (b) This program is free and all Organisers of Open Competitions are encouraged to use it for Results and Grading purposes.
- (c) Please refer to Appendix 7 of these rules for further details about the use of this online program.

12.1.3 These results shall be calculated as per the Rules in this Chapter and then all results showing the shooter's grades, clubs, State and averages shall be displayed on the NRAA Website. This shall be regularly updated after each competition result is submitted.

12.1.4 Obtaining Gradings for Competitions

- (a) The Online Prize Meeting Program will automatically provide Entrants with their current Gradings as they are being entered for individual competitions. There is provision to override the OPMP Grading. Organisers of Open Competitions can also refer to the current NRAA Website Grading pages to obtain current grades for their entrants.
- (c) Organisers of Open Competitions may rely on the grading information available from the NRAA Website on the day prior to the start of any (multiple day) event even though it is apparent that some results have yet to be incorporated into the Average Calculations.
- (d) Note that F Open and F/TR only have the one grade.

12.1.5 The NRAA shall be responsible for organising systems whereby results from all Open Competitions from Local, District and State levels are forwarded to the NRAA in a timely manner. This is done through the Online Prize Meeting Program (OPMP) and all Organisations are encouraged to use it, as this will be the only method whereby results can be submitted for National Grading purposes.

12.1.6 State Associations are also to assume responsibility for applying Rule

12.1.5. State Associations shall emphasise that Organisers of approved Open Competitions should use the OPMP for their Competitions and thereby have the results automatically submitted to the National Grading System.

12.1.7 Each State shall appoint a TR and an F Class Grading Officer to assist and advise NRAA staff when difficulties may arise in grading any particular shooter.

12.1.8 For the National Grading System to be successful, each shooter registered with a State Association must be assigned an NRAA Shooter Identifier Number. (SID). These numbers must be submitted along with results from each competition.

12.1.9 The NRAA shall assign a SID to each of their registered members. These numbers will be permanently assigned and new numbers can be issued upon application to the NRAA.

12.2 Method of Calculating a Percentage for Each Shoot

12.2.1 Target Rifle

Shooter A scores: 149 = 100% (top score)

Shooter B scores: 149 = 100%

Shooter C scores: 148 = 99.33% - $(148/149 \times 100 = 99.33\%)$

Shooter D scores: 146 = 97.98% - $(146/149 \times 100 = 97.98\%)$

12.2.2 F Class

Shooter A scores: 179 = 100% (top score for day)

Shooter B scores: 179 = 100%

Shooter C scores: 176 = 98.32% $(176/179 \times 100 = 98.32\%)$

Shooter D scores: 169 = 94.41% $(169/179 \times 100 = 94.41\%)$

12.3 Method of Calculating the Published Average and Grading

12.3.1 The Average of the last 8 percentages will be used to arrive at the final average for the competitor. There are no exclusions or dropped scores. However, note Rule 12.3.5.

12.3.2 A competitor's average will be calculated on their performance over the last four years, using the aggregates from Open Competitions regardless of the distances shot in those competitions. Where a competitor has attended more than eight shoots in the preceding years the most recent eight aggregate scores will be used.

Aggregates Used for Grading

12.3.3 Where competitions such as 2 Day Prize Meetings run over more than one day, grading averages will be calculated using only each daily aggregate score, provided that the competition treats each daily aggregate as a separate event and awards prizes in some form. Combined aggregates will not be used. Note also the exceptions for these conditions for Queens Prize Meets as outlined in Rule 12.3.4.

12.3.4 For Queens Prize Meetings run by State and Territory Associations and the NRAA, only the Aggregate from a Lead-Up Competition and the Aggregate from the Queens Prize Competition will be used for grading purposes. A Grand Championship Aggregate will not be used. See exceptions in Rule 12.3.6.

12.3.5 In a competitor for any reason does not complete the full program for a one day Prize Meeting, then any scores the competitor obtained for that meeting will NOT be used for grading purposes.

12.3.6 If during a Lead-Up or Queens Series a competitor does not complete the full Series, then their Grading scores shall be calculated as per the following examples:-

(a) For a 2-day Lead-Up series if a competitor retires during the second day, then a grading score shall be calculated using ONLY the completed first day scores, with the top score for that day being used to calculate a percentage. Similarly, if only the second day is entered then the second day aggregate only shall be used for that competitor.

(b) For a 3 day Queens Series, if any particular day is not completed then the Grading Percentage will be calculated using only the aggregate of whatever days have been fully completed.

E.G. Shoot days 1 & 2, miss Day 3 – then use aggregate of Days 1 & 2.

Shoot Days 1 & 3, miss Day 2 – then use aggregate of Days 1 & 3.

12.3.7 Until sufficient scores are available Rule 12.3.2 may be varied so that individual scores from multiple aggregates may be included in calculating a shooter's grade.

12.3.8 Exclusions

(a) The NRAA Grading Officer shall have the discretion to exclude all results from competitions where there are 5 or fewer A Grade competitors – if ONLY B or C Grade shooters were present then the percentages that would be taken into account may be unfairly inflated. If the above conditions occur, Organisers of these meetings SHOULD NOT submit the results for National Grading.

- (b) The NRAA Grading Officer shall have the discretion to exclude any other scores which are obviously out of character.

12.4 Insufficient Performances

- 12.4.1 Where a competitor does not have eight scores over the last four years, then the NRAA shall use as many scores as available.
- 12.4.2 In the case of competitors who have been previously graded by the NRAA but who have no scores in the last two years, then:-
- (a) The NRAA Grading Officer shall determine an average and hence a grade on an assessment of the competitor's ability based on their history in Open Competition.
- (b) Such a person shall not be treated as a first time competitor in Open Competition. Refer to Rules 12.10 and 12.11.
- (c) Their determined average shall be retained indefinitely on the NRAA Register until a new set of scores is available for grading purposes.

12.5 Grading Tables

- 12.5.1 Competitors will be graded using their final calculated averages according to the tables below. These figures may be varied from time to time by the NRAA as the need arises.
- 12.5.2 Target Rifle:
- | | |
|-----------|---------------------|
| 'A' grade | 97.0 or greater |
| 'B' grade | 92.0 and under 97.0 |
| 'C' grade | Under 92.0 |
- 12.5.3 F Class Standard
- | | |
|-----------|----------------|
| "A" Grade | 94.5% and over |
| "B" Grade | Under 94.5% |
- 12.5.3.1 F/TR and F Open DO NOT have grades
- 12.5.4 A State Association may vary cut-off points to suit local conditions and to facilitate this the NRAA Grading Register, shall in addition to his grade, and club, show the average on which a competitor's grading is based.
- 12.5.5 If Competition Organisers intend to split Grades on some type of Divisional Basis to suit their own purposes (E.G. 50-50% for F Class) then this should be clearly indicated and advertised on the Program.

12.6 Grading Cards

- 12.6.1 Club Officials or State Associations shall issue a Membership Card for all Shooters. Grades should not be shown on these cards as this may vary from time to time. Other details such as SID, Club, and expiry date should be shown on the card.

12.7 Appeals

- 12.7.1 A competitor who is dissatisfied with his grading may appeal to the Executive of the State Association whose decision shall be final. The State Executive shall consult the NRAA and their own appointed State Grading Officers.

12.8 Competitors Choice of Grade

- 12.8.1 At any Open Competition, a shooter may elect to enter and compete in any grade above the one allocated to them on the current NRAA Website.

12.9 Re-Grading

- 12.9.1 Competitor's grades may change whenever their average rises above or falls below the cut-off point between A & B & C grades. This can occur at any time throughout a year.

- 12.9.2 Competitors will only be regraded if their average rises or falls to the next level. A Competitor will not be upgraded if he wins an aggregate, only if his winning score, when included in his last eight scores, or however many scores are being used for grading, causes his average to rise to the next grading level. The minimum number of scores used to determine an upgrade shall be three.
- 12.9.3 A competitor may be regraded at any time OTHER than during the course of a competition in which he is participating.
- 12.9.4 A competitor cannot be regraded during the course of any multi-aggregate competition he has entered.
- (a) The above includes a 5 day Queens Competition with a 2-day Lead- up and a 3 day Queens or similar.
- (b) Also included are other multi-day competitions with separate aggregates for each day.
- 12.9.5 Once a competitor has been graded to 'A' grade in, he cannot return to 'C' grade until he has spent three consecutive years in 'B' grade. He can however, be moved from A Grade to B Grade and vice versa as the National Grading System determines.
- 12.9.7 Switching Disciplines**
- (a) If an F Open Shooter wishes to enter an F Standard competition and already has an established F Open Average, that Average shall be discounted by 2 points for the purposes of F Standard Grading.
- (b) If an F Standard Shooter wishes to enter an F Open competition and already has an established F Standard Average, that Average shall be discounted by 2 points for the purposes of F Open Grading.
- (c) Once sufficient scores are obtained in the "switched" division, normal grading procedures as per the rules of Chapter 12 shall apply.
- (d) F Open Scores shall not be used in calculating Grading for F Standard, nor shall F Standard Scores be used in calculating F Open Gradings.
- 12.10 Target Rifle Grading When Only Club Scores are Available**
- 12.10.1 In TR Class, if a shooter does not have scores on the NRAA Grading Register, Clubs should grade their Club Shooters using the above system outlined in Rules 12.1 to 12.8. Clubs need only do this once per year, using up to 8 scores if available. This should be done in the period immediately preceding the beginning of the Club Season.
- 12.10.2 In the case of a competitor who does not have scores or an Average on the NRAA Grading Register, when entering his first Open Competition, he will be requested to submit his club average.
- 12.10.3 The shooter's Club Average will be discounted by 2 for the purposes of grading at their first Open Competition.
- 12.10.4 The actual Grading percentage shot at the first Open Competition will be recorded on the NRAA Grading Register. This score and the original discounted Club average shall be averaged to calculate a new NRAA Average.
- 12.10.5 The discounted Club Average will be included in calculations until at least three percentages from Open Competition are recorded, at which point the Club Average will no longer be used.

National Rifle Association of Australia Limited

12.10.6 Once a shooter has an average and Grade recorded on the NRAA Grading Register, this grading shall apply in all cases, both for club purposes and Open Competition.

12.11 F Class Grading When Only Club Scores are available

12.11.1 In F Class, if a shooter is not on the NRAA Register, Clubs should grade their Club Shooters using the above system outlined in Rules 12.1 to 12.8. See modifications to this below. Clubs need only do this once per year, using up to 8 scores if available. This should be done in the period immediately preceding the beginning of the Club Season.

12.11.2 In calculating percentages when shooting Club scores, the top score for the day SHOULD NOT BE USED. A shooter's aggregate for the day shall be compared to an aggregate calculated according to the ranges shot using the tables below:-

12.11.3 The following are scores tabulated for each range for club grading purposes:- (these scores are the average of the winning score at each range, from all of the State and National Queens Prize meets during the last 12 months, using ICFRA targets)

<u>RANGE</u>	<u>10 Shots</u>	<u>15 Shots</u>
300 Y and 300M	59	88
500Y and 500M	58	87
600Y and 600M	58	87
700Y and 700M	57	85
800Y	57	85
800M	58	87
900Y	57	85
1000Y	55	82

E.G.

- (a) If 3 ranges are fired at a club shoot, e.g.- 300Y, 600Y and 700Y.
- (b) Add the 3 tabulated scores of 59 (300Y) + 58 (600Y) + 57 (700Y) = 174 (theoretical top score for day)
- (c) A shooter's aggregate for the day is 171
- (d) The shooter's percentage for the day is $171/174 \times 100 = 98.27\%$
- (e) If a shooter's aggregate exceeds the maximum theoretical top score, then his percentage for the day is 100%

12.11.4 In the case of a competitor whose name does not appear on the NRAA Grading Register, when entering his first Open Competition, he will be requested to submit his club average.

12.11.5 The shooter's Club Average will be discounted by 2 for the purposes of grading at their first Open Competition.

12.11.6 The actual Grading percentage shot at the first Open Competition will be recorded on the NRAA Grading Register. This score and the original Club average shall be averaged to calculate a new NRAA Average.

12.11.7 The Club Average will be included in calculations until at least three percentages from Open Competition are recorded, at which point the Club Average will no longer be used.

12.11.8 Once a shooter has an average and Grade recorded on the NRAA Grading Register, this grading shall apply in all cases, both for club purposes and Open Competition.

12.12 Division System - Alternative Method of Grading

12.12.1 The object is to provide a flexible system in which competitors are divided according to ability into divisions of as nearly as practicable equal numbers.

Number exceeds 100	Four divisions
Between 51 and 100	Three divisions
Number 50 or less	Two divisions

12.12.2 There shall be a Central Grading Officer within the State who will prepare and maintain a Master Average Register.

12.12.3 The Open Competition operation of the Division System shall be as follows:

12.12.3.1 As each competitor enters, a separate card is made out stating name, club and the competitor's average as shown in the Master Averages Registers.

12.12.3.2 In the case of a competitor whose name does not appear in the Master Averages Register he will be requested to submit his club average and his average will be calculated as per 12.12.4.

12.12.3.3 When all entries are received and the first match has commenced, the number of competitors in each Division is calculated and the cards are sorted into competitor average order from the highest to the lowest. The cut off point for each Division is established [refer to calculating guide above].

12.12.3.4 A list of competitors in each division with their respective average will then be posted on the notice board.

12.12.3.5 Each competitor will then be required to record his division number in the space provided on all his score cards.

12.12.3.6 Any competitor who is dissatisfied with his division placing may appeal before the commencement of the second match to the Executive Committee whose decision shall be final.

12.12.3.7 The Central Grading Officer may in his absolute discretion adjust any competitor's average at any time if he considers the circumstances justify it.

12.12.4 Method of Calculating Averages for Divisional Grading

12.12.4.1 Averages will be calculated on a competitor's performance over a period of two years, except where a competitor attends more than eight shoots in two years. In this case the last eight shoots will be used.

12.12.4.2 Club averages will not be used except for competitors who are attending their first Open Competition. In this case their club average will be discounted by two i.e. club average is 95.55, the Open Competition average will be 93.55.

12.12.4.3 For the purpose of averages, the results of all Open Competitions, including open club meetings with an aggregate of at least three seven shot matches, will be used.

12.12.4.4 For competitors attending their first Open Competition shoot their position at the shoot is calculated as indicated in sub rule 12.12.4.2 above, however, for statistical purposes the actual average shot at the Open Competition is recorded in the Master Average Register.

CHAPTER 13

TARGETS

13.1 Target Dimensions

All target dimensions are in millimetres.

13.1.1 The following dimensions have their origins from the ICFRA Rule Book 2008. They have been adapted for Australian conditions and include the provision of a “Super V” to be used for counting purposes for F Standard, F Open and FTR.

13.1.2 There are three Classes of target:-

- (a) Third Class 1200mm x 1200mm square.
- (b) Second Class 1800mm x 1800mm square.
- (c) First Class 2400mm x 1800mm.
- (d) When electronic targets are in use it is permissible to use targets with First Class or Second Class dimensions at all distances.

13.1.2.1 When using electronic targets, the correct aiming mark for the distance must be displayed on the target. This aiming mark must clearly display at least the correct scoring rings contained with the aiming mark. This is so that F Class shooters will have the same aiming marks as conventional targets.

13.1.3 Target Dimensions – for Imperial Yard Ranges

MODIFIED ICFRA				Distances in Yards			All Dimensions in millimetres		
Yards	Appendix	Aim	Super V (X)	Centre	Bull	Inner	Magpie	Outer	Hit (Score 1)
300y		560	32	65	130	260	390	560	ROT – 1200x1200
400y	D3.1	746	43	86	173	346	520	746	ROT – 1200x1200
500y		915	65	130	260	600	915	1320	ROT – 1800x1800
600y		915	72	145	290	600	915	1320	ROT – 1800x1800
700y	D3.1	1000	80	160	320	660	1000	1320	ROT – 1800x1800
800y		1120	127	255	510	815	1120	1830	ROT – 2400Wx1800H
900y		1120	127	255	510	815	1120	1830	ROT – 2400Wx1800H
1000y		1120	127	255	510	815	1120	1830	ROT – 2400Wx1800H

13.1.4 Appendix D3.1

- (a) The target for 700 yards will be that for 600 metres.
- (b) If a 400 yard or 400 metre target is required the 300 yard or 300 metre target (as appropriate) may be used with **aiming mark and rings increased proportionally** – i.e. x 4/3 in diameter.

National Rifle Association of Australia Limited

- 13.1.5** A Rounded down hard conversion as suggested by ICFRA Rules using 4/3 of 300 yards AND AS PRINTED BY NSWRA for Australian usage 2009 and onwards is:-

400 yd sizes as (integer) 4/3 rd of 300yds. Sizes in millimetres							
Aim	Super V	Centre	Bull	Inner	Magpie	Outer	Hit (Score 1)
746	43	86	173	346	520	746	ROT

13.2 Target Dimensions – for Metric Ranges

MODIFIED ICFRA				Distances in Metres			All Dimensions in millimetres		
Metres	Appendix	Aim	Super V (X)	Centre	Bull	Inner	Magpie	Outer	Hit (Score 1)
300m		600	35	70	140	280	420	600	ROT – 1200x1200
400m	D3.2	800	46	93	186	373	560	800	ROT – 1200x1200
500m		1000	72	145	290	660	1000	1320	ROT – 1800x1800
600m		1000	80	160	320	660	1000	1320	ROT – 1800x1800
700m		1120	127	255	510	815	1120	1830	ROT – 1800x1800 or
Where range distance permits:- Conventional practice in Australia is to use 700 m on 2400x1800 targets, hence Hit Score Area =									ROT – 2400Wx1800H
800m		1120	127	255	510	815	1120	1830	ROT – 2400Wx1800H
900m		1120	127	255	510	815	1120	1830	ROT – 2400Wx1800H

13.2.1 Appendix D3.2

If a 400 yard or 400 metre target is required, the 300 yard or 300 metre target (as appropriate) may be used with **aiming mark and rings increased proportionally** – i.e. x 4/3 in diameter.

- 13.2.2** A Rounded down hard conversion as suggested by ICFRA Rules using 4/3 of 300 metres AND AS PRINTED BY NSWRA for Australian usage 2009 and onwards is:-

400 metre sizes as (integer) 4/3 rd of 300 metres. Sizes in millimetres							
Aim	Super V	Centre	Bull	Inner	Magpie	Outer	Hit (Score 1)
800	47	93	186	373	560	800	ROT

13.2.3 Marker Indication and Spotting Disc Colours – Yards and Metres

	Super V (X)	Centre	Bull	Inner	Magpie	Outer	Hit
Marker Indication	X	V	5	4	3	2	1
Spotting Disc Colour	White	Red	White	Red	Red	Red	Red
TR Score Card Mark	V	V	5	4	3	2	1
TR Score Value	5.1	5.1	5	4	3	2	1
FS & FO Score Card Mark	X	6	5	4	3	2	1
FS & FO Value	6.1	6	5	4	3	2	1

13.2.4 Manufacturing Notes for Aiming Marks

- (a) In preparing Target Centres (full Aiming Marks and Centre Patches including Super V Patches) the white line must be the following widths at the indicated distances.
- (b) The aiming marks and scoring dimensions are circular and the white lines are included in the size of the Super V, the Central Bullseye, the Bullseye, the inner four, and the magpie three where applicable.

<u>Super V Line Thickness</u>	<u>Other Lines Thickness</u>	<u>Distances</u>
2mm	4mm	300 to 600 yards or metres
2mm	8mm	700 yards
4mm	12mm	800 to 1000yds or 700 to 900 metres.

13.2.5 Black Scribed Line Thicknesses

- (a) Scribed Black Lines on the white target face defining the limit of the Magpie or Outer Two where applicable, shall be the following thicknesses:-

<u>Line Thickness</u>	<u>Distances</u>
4mm	500 to 600 yards or metres. (NB for 300 and 400 yards or metre targets there is no requirement for a scribed line.)
8mm	700 yards.
12mm	800 to 1000 yards or 700 to 900 metres.

13.2.6 300M Targets

Where it is found to be more convenient on certain ranges, 300metre/yard and 400metre/yard targets may be mounted on an 1800sq target frame, however, scoring dimensions for such targets will remain unchanged.

13.3 Snap Shooting Discs

<u>Snap Shooting General</u>	<u>Colours</u>	<u>Divisions</u>
22" Diameter Disc (559mm.)	Top Half - Black	Bulls-eye 5 -10" (254mm.)
	Lower Half – White	Inner 4 – 21 ½ " (546mm.)

Note:- The ¼" margin on disc is provided to eliminate doubt on shots previously striking the edge of target.

13.4 Spotting Discs

13.4.1 Associations and Clubs conducting open competitions shall use standard target spotting discs of the following configuration:-

13.4.2 Colour:-

For indicating a Super V	White
For indicating a Central Bull	Bright Red or Orange
For indicating a Bulls-eye 5	White
For indicating all other values	Bright Red or Orange

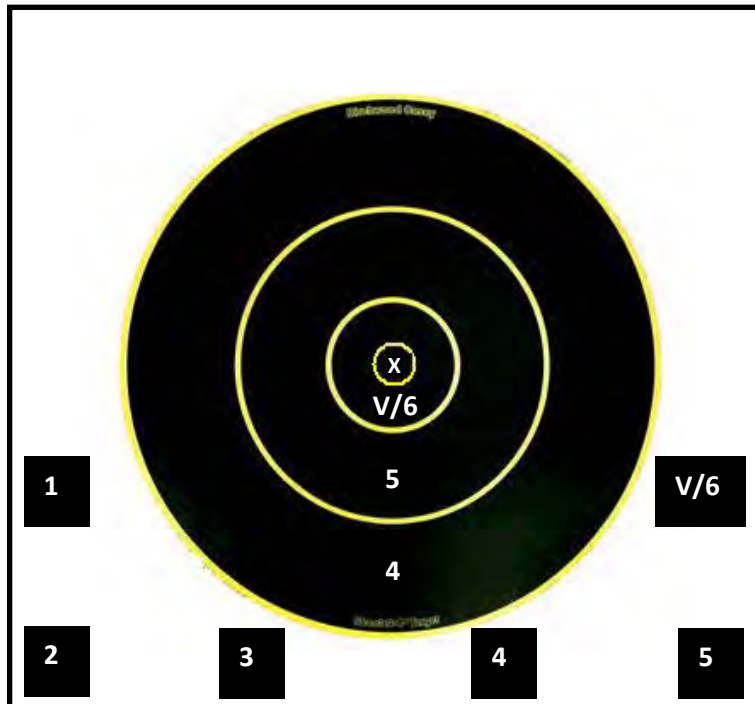
13.4.3 Size of Spotting Discs [diameter or square]

The NRAA recognises that at times the Spotter Disk sizes below may be inappropriate, because of heavy mirage, poor light etc., and that larger spotters may be needed as requested or decided on the day.

300, 400 yards / metres	20mm
500, 600, 700 yards, and 500, 600 metres	50mm
800, 900, 1000 yards and 700, 800, 900 metres	70mm
1100, 1200 yards and 1000, 1100 metres	120mm

13.4.4 Material for Spotting Discs:- cardboard, rubber or plastic disc with centre peg of wood. The peg should be of a smaller diameter than the diameter of the bullet in use.

13.5 Position of Value Discs



SCORING WITH THE SUPER V FOR TR /FS /FO

The Super V is marked with a WHITE spotter & the V/6 Marking Disk or Wand will be Red for a Super V and Black for a Normal V

Other Colours –

V/6-Red spotter; 5 - White spotter;
4 and 3 and 2 - Red spotter

SCORING

For TR – Mark the Super V as a “V”.
(The Same as a Normal V Bull)

For FS and FO mark the Super V as an “X”.

Mark the normal Centre Bull as a “6”

POSSIBLE SCORES:

TR = 50.10 (Super V marked as a “V” and scored as a Centre Bull)

FS & FO = 60.10 (Super V = 6.1)

- 13.5.1 When a value disc is used on the target to indicate the value of a shot at 300, 400, 500 and 600 yards or metres the disc is to be no larger than 120mm square. At 700, 800, 900 and 1000 yards or metric equivalent, the disc is to be no larger than 200mm square.
- 13.5.2 The peg holding the value disc at all distances is to be through the top corner of the disc. The peg hole for values 2, 3, 4 & 5 are to be no higher than 40mm above the bottom of the target and the peg hole for values 2 and 5 no further than 40mm from the side of the target.
- 13.5.3 Regardless of which class of shooting is taking place (either TR or F Class), when a Super V is scored, the shot shall be marked with a White Spotter, and the Marking Disc in the “V/6” position shall be Red in Colour.
- 13.5.4 Upon the marking of a Super V, the scorer shall call loudly and clearly “Super X” on Target ????. This to overcome possible confusion because of the similar sounds of “X” and “6”. For a TR Shooter, he shall mark a “V” on the Scorecard, and for and F Class Shooter (both F Open, F Standard and FTR) he shall mark an “X” on the Scorecard.
- 13.5.5 When adding the score an “X” for a TR Shooter shall be counted as a normal VBull. For F Class Shooters, the “X” shall be counted as a “6.1”

E.G. For F Class, a score of :-

6, 6, X, 5, 6, X, X, 6, 6, X = 59.4

E.G. For TR, a score of:-

5, 5,V,V,4,5,V,4,5,V = 48.4

- 13.6 The introduction of a "Super V" is to be implemented as from 1st June 2011, for competition as required. The Super V will consist of a circular patch inside the V Bull comprising half the diameter of the V Bull. Scoring on the score card of a Super V for F Standard and F Open competitors only, will be marked as an "X". All other scoring remains without change i.e., V(or 6) - 5 - 4 - 3 - 2, plus the inclusion of a score of 1 on ICFRA targets where applied. To value shots on the target from the butts the "Super V" will be indicated at 4 o'clock with a red marking disc and for a score of 1 by indicating the value on the edge of the target at 8 o' clock. The spotting disc for indicating a Super V shall be white. The Super V will be valued as 6.1 and the Super V count will be used for tie breaking for F Open and F Standard.
- 13.7 At the discretion of the competition organising body a target identification number may be placed on the target face or edge of the target frame to allow F Class shooters better identification of their target. If the identification system is used the position or size of the identifying number must not have any effect on a Target Rifle Shooter when aiming, sighting, or firing their shot.

CHAPTER 14

RANGE EQUIPMENT

14.1 Wind Flags

14.1.1 State and Territory Associations conducting open competitions shall have displayed standard range wind flags, in addition to any danger flags required by the Inspector of Rifle Ranges, as follows:-

14.1.2 At least four standard range wind flags shall be displayed for every ten targets [or part thereof] in use.

14.1.3 At least one standard range wind flag shall be displayed for every ten targets [or part thereof] in use forward of the minimum distance mound being used at the time, which must be visible to all competitors.

14.1.4 All flags may only be supplied by the Organisers of competitions. Non-standard flags supplied by the Organisers may be displayed in addition to 14.1.1 and 14.1.2, but they must be of nonstandard colour or clearly be of a non-standard configuration.

14.1.5 Personal wind indicating flags or measuring devices of any description are forbidden on the firing point or visible from the firing point. "Wind Correction Tables" in printed form or as "slide rules" are permitted. National or Team flags flown at the back of the Team Area are permitted.

14.1.6 Standard range wind flag measurements:-

Length	420cm (14') nominal
Depth of charge(pole)	180cm (6') nominal
Depth of fly (tail)	30cm (12")

Material:

100% spun polyester
fabric. 165-170 gram per
sq metre.

Red upper half and gold/yellow lower half on standard range
flags. Other colour combinations on non-standard range flags.

CHAPTER 15

TARGET RIFLE – OPTICAL CLASS [OC]

15.1 Rifles and Equipment

15.1.1 Where there is no rule applicable within this section, the Standard Shooting Rules for fullbore [TR] shall apply.

15.1.2 Any rifle that complies with the specification laid down for TR with the following exceptions:-

15.1.3 Weight:- The weight of the rifle with all attachments excluding the sling shall not exceed 7.0kg.

15.1.4 Sights:- Any sight system is permitted, this includes telescopic and other optical sights.

CHAPTER 16

SERVICE RIFLE SHOOTING

16.1 Introduction

16.1.1 These rules specify the procedures that are to be followed in all Club, District, State, Territory and National Open events. Competitions are to be conducted with regards to the convening body offering four classes of rifle for competition purposes, namely, Standard, Modified, Sniper and Open Class.

16.1.2 Where a competitor wishes to challenge the organiser's determination of class of rifle, it is the competitor's responsibility to provide acceptable written proof of his claim. However, the organiser's decision after considering any claim shall be binding for the purposes of the event in question.

16.1.3 These rules may be modified for Club, District and Club level events at the discretion of the local organising body with regard to modification of rifle, dress and equipment, conduct of shooting, marking and scoring and the method of exposing the targets only. Organisers should note that for competitions being run under the Rules in this Chapter only, - muzzle brakes are allowed at the discretion of the Organising Club's Range Officer, if they come as standard equipment on the rifles being used. The only other competition where muzzle brakes are allowed within these complete SSR's is in Chapter 22 for 600 yds & 1000yds Benchrest, wherein muzzle brakes are allowed for the Light Rifle Class.

16.2 Class of Rifle

16.2.1 Standard Class

Military type rifles with turn bolt, straight-pull or hinged block actions that meet the following criteria may be used in Standard Class:-

- (a) The rifle must have been on general service issue within the defence forces of a nation (excluding sniper rifles) to the soldier, sailor, airman or marine.
- (b) The rifle must be externally complete as issued with the stock, sights, barrel and sling being of original service pattern. Replacement barrels need not have bayonet lugs but must be of the original service profile. Faithful reproduction stocks and slings are permitted provided the rifle is still externally complete as issued.
- (c) The calibre of ammunition used in the rifle must be one of the original service issued calibres.
- (d) A list of suitable Service-Standard Class firearms is published in APPENDIX 9.

16.2.2 Modified Class

Modified Class firearms include military type Bolt Action rifles that differ from the Standard Class definition by virtue of being of non-original calibre, modified stocking, after-market sights (non optical), barrels of different original service profile, recoil pads, magazine adaptations and military type sling.

16.2.3 Sniper Class

Only original genuine issue military sniper rifles, or faithful reproductions, may be used in this class. Sniper Class rifles comprise Vintage and Modern Sniper Rifles. At competition level, it is good practice for these two classes to be separated whenever possible and at the discretion of competition organisers.

16.2.3.1 A faithful reproduction is defined as:-

- (a) Any rifle that is made up of a collection of non-original aftermarket spares.
- (b) The rifle must be externally complete as issued.
- (c) A list of suitable Sniper Rifles is published as APPENDIX 10.

16.2.4 Open Class

Open Class firearms include any rifle with any sighting system that is clearly not of original military heritage/style.

16.3 Rifle Components

16.3.1 Sights

16.3.1.1 Standard Class:- There is to be no adjustment of the foresight upon the commencement of the match. The match is deemed to have commenced from the firing of the first sighting shot. The rear sight may be adjusted for both elevation and wind during the course of the match, provided the rifle is as issued. If the rear sight is of the aperture style, i.e., Lee Enfield No4, no nonstandard device is permitted to be introduced into the aperture that will reduce the size of the aperture. Sights may be blackened, or definition applied to the rear of the foresight, i.e., a colour that is intended to stand out against the target, but no non original fittings or fixtures may be used to shade the sights or alter the originality of the rifle. Back sight lenses or filters are not permitted.

16.3.1.2 Modified Class:- Any modified rifle that is fitted with an adjustable rear sight wind arm, e.g., Central Sight, is permitted to be adjusted for wind and elevation during the course of the match. There is to be no adjustment of the foresight upon the commencement of the match. The match is deemed to have commenced from the firing of the first sighting shot.

16.3.1.3 Open Class:- There is no restriction applied to sight adjustments.

16.3.1.4 Sniper Class:- There is no restriction applied to sight adjustments.

16.3.2 Slings

16.3.2.1 Standard, Modified and Sniper Class:- A sling if fitted may be used as an aid to steadiness. There is no necessity for the sling to have been on general service issue to the particular rifle being used but it must be of a service type/style or faithful reproduction. It may be attached to either one or two sling swivels or fixing points. The sling may be placed around one arm and/or wrist but not around any other part of the firer's body. The sling may be wrapped around the fore end of the rifle. The sling must not be attached to the rifle in such a manner as to prevent the firer from carrying out weapon handling drills safely. If a sling is fitted and not used, it may drape on the ground.

Additional note for Lee Enfield's:-

Use of the Competition Sling Swivel, also known as the Kingscrew Swivel, is not as issued. This swivel was an accessory for target rifle shooters and snipers. It may be fitted but not used on a Standard Class firearm. It may however be used on Modified Class, Open and Sniper Class firearms.

16.3.2.2 **Open Class:-**There are no sling type or style restrictions but the safety criteria for carrying out weapon handling drills safely are paramount.

16.3.3 Triggers

16.3.3.1 **Standard, Modified and Sniper Class:-**All triggers shall have a minimum trigger weight of 1.5kg.

16.3.3.2 Match triggers are not permitted in Standard, Modified or Sniper Class, but no restrictions apply to Open Class.

16.3.4 Safety Catch

16.3.4.1 If originally fitted, all rifles are to have a functioning safety catch.

16.3.5 Barrels

16.3.5.1 As per the provisions of 3.1.4.2, muzzle brakes/blast deflectors are not permitted to be used on any class of rifle except as referred to in 16.1.3. Muzzle brakes/blast deflectors are not to be confused with flash eliminators.

16.4 Dress and Equipment

16.4.1 Clothing:-

16.4.1.1 All clothing must be of a soft, flexible and pliable material, which does not materially change its physical characteristics under commonly encountered shooting conditions. These same general specifications apply to any lining, seam and any normal tailoring reinforcements. The clothing worn would be normally described as street or field clothing and may be of a suitable robust construction for the purpose intended.

16.4.1.2 Specially constructed shooting coats, jackets, trousers, (as used in Small Bore and Full Bore) etc., are not permitted.

16.4.1.3 Elbow and shoulder pads may be sewn onto or strapped to the outer garments but must not be more extensive than is necessary to protect the elbow and shoulder area. No other padding is permitted.

16.4.1.4 Any straps, buttons, cuffs, hooks, laces, pockets, bindings, or any other device, whether a normal part of the garments construction or not, that may be construed as providing artificial support for the rifle, sling or competitors limbs or torso, are not permitted in either the outer or under garments.

16.4.1.5 Footwear:- Full cover footwear must be worn at all times. Bare feet, thongs, sandals, etc., are not permitted on the firing mound or in the butts.

16.4.1.6 Headgear: Specialist Target Rifle shooting hats are not to be worn. Should a competitor accidentally lose their hat forward of the firing mound during the practice, they are not to retrieve it until the practice is complete and all rifles are cleared. If the headgear is lost to the sides or to the rear, the competitor may retrieve it, provided it is safe to do so.

16.4.1.7 Wet Weather Gear: Wet weather clothing may be worn but must not be more extensive than is necessary.

16.4.2 Hearing Protection

16.4.2.1 Hearing protection is mandatory for all competitors and range staff whilst on the firing mound. It is recommended that competitors, range staff and observers, wear appropriate hearing protection whilst in the vicinity of the firing mound or in the butts.

16.4.3 Gloves

16.4.3.1 Gloves and shooting mitts of any type or style are not permitted in Standard, Modified Class or Sniper Class. No restrictions apply in Open Class.

16.4.4 Ground Sheets

16.4.4.1 A ground sheet may be used in all courses of fire for the protection of the competitor's clothing and/or equipment, provided that it is not constructed or used in such a way as to provide artificial support for the competitor's rifle.

16.4.4.2 Target/specialist shooting mats are not permitted to be used in their intended manner where the firing mound is of a natural material, e.g., grass or dirt. They may however be used provided they are turned around 180 degrees.

16.4.4.3 Target/specialist shooting mats, rubber underlay, or any other suitable protective material are permitted to be used in their intended manner on ranges that have mounds manufactured from hard and inflexible material, e.g., concrete, bitumen.

16.4.5 Shooting Glasses

16.4.5.1 Safety glasses, prescription spectacles, contact lenses, coloured shooting glasses, sunglasses with conventional frames and specialist shooting glasses (monocular style) are permitted to be worn. No eyewear is to have sight blinkers, side blinds, aperture, sighting aid or any device that is clearly attached to the lens.

16.4.6 Optical Aids

16.4.6.1 Binoculars, monoculars, telescopes and spotting scopes are permitted provided their stands or tripods do not inconvenience other competitors and they provide no support or shelter for the rifle or competitor.

16.4.7 Sand Bags

16.4.7.1 Sandbags may be used at the front to support and rest a Sniper rifle at the discretion of club or association officials. Sandbags shall not be used when the rifle has an attached bipod. Rear bags shall not be used in Sniper competition.

16.5 Ammunition

16.5.1 It is the responsibility of each competitor to ensure that the ammunition used, e.g., military surplus, factory loaded and hand loaded, is permitted provided that the projectile and calibre are allowable on the range of firing and in accordance with the prescribed match conditions.

16.5.2 Hand loaded ammunition may be assembled with any commercially available component. Projectile type and mass may vary from original specifications provided it is of the correct calibre.

16.5.3 Ammunition may be scrutinised at the convening body's discretion and the Range Officer has the right to disallow and remove any competitor's ammunition that is in his considered opinion to be defective or unsafe to be fired. The onus for future use is then upon the competitor.

16.5.3.1 If the Range officer does disallow and remove any ammunition from a competitor, it is to be returned to the competitor at the completion of the competition.

16.6 Rifle Functioning, Safety and Readiness Orders

16.6.1 Misfires, Jams and Breakages

16.6.1.1 Competitors are required to use the same rifle for all matches. Where a rifle becomes unserviceable because of mechanical failure or for safety reasons, verified by the Range Officer or a knowledgeable adjudicator from the organising body, a competitor may with the permission of the Range Officer, use another rifle. No allowance will be given for a misfired round or jams due to a defect or breakage in either the rifle or magazine, or any action caused by the firer.

16.6.1.2 For a misfired round during deliberate matches or sighting shots, a competitor may replace the defective round and continue provided that it is safe to do so. During rapid and snap matches, a misfired round will not entitle the competitor to a re-shoot.

16.6.1.3 In any match, the competitor is only to fire the prescribed number of rounds as outlined in the match conditions. A fired round is defined as any round fired by the competitor whereby the projectile leaves the barrel.

16.7 Trigger Testing

16.7.1 When, and if triggers are tested, they are to be randomly tested at the completion of an individual serial and at the convening body's discretion. If a rifle fails the test, the competitor is to surrender the rifle into the possession of the Range Officer who is to retest the trigger with the competitor present as a witness to the test after the rifle cools down. If the trigger still fails, the competitor will forfeit the score from that match. In the event of an appeal, the competitor is not to use that rifle until the appeal has been dealt with. The competitor may use an alternative rifle pending the completion of the appeal process. If the appeal is upheld, the points forfeit will be reinstated.

16.7.2 Dry firing with an unloaded rifle may only be done from the firing mound provided no one is in front of the firing point. The rifle must be cleared safe before the competitor retires from the mound with that rifle.

16.8 Firing Point Readiness Orders

16.8.1 **'Load':-** On the command 'Load', the competitor is to place a loaded magazine onto the rifle or place rounds manually into the magazine by virtue of a charger clip or by single round loading, or by direct loading to the chamber of the rifle. The action is to be in the opened condition until the command 'Action' is given.

16.8.1.2 Before a walkdown match, the rounds are to be depressed into the magazine and the action is to be open. The Range Officer is to ensure that this action is carried out before the competitors depart from each firing point. The muzzle is to be directed towards the butts area and the trigger finger is to be kept outside the trigger guard.

16.8.2 **'Action':-** On the command 'Action', competitors are to close the action in a manner that feeds a round into the chamber. The rifle is to be in the shoulder whilst chambering a round with the muzzle pointed towards the butts area. The trigger finger is to be kept outside the trigger guard.

16.8.3 **'Is There Anyone Not Ready?':-** If the competitor is not ready to commence the practice, i.e., not in the action condition, they are to indicate to the Range Officer in an appropriate and safe manner.

16.8.4 **'Watch and Shoot' or 'In Your Own Time, Go On':-** On the command 'Watch and Shoot', or, 'In Your Own Time, Go On', the finger may be placed

inside the trigger guard and upon the appearance of the targets, the competitor may commence firing in accordance with the match conditions.

16.8.5 **'Unload':**- On the command 'Unload', the action of the rifle is to be opened, the chamber and the magazine are to be inspected by the competitor to ensure that both are free from live rounds or empty cases.

16.8.6 **'Inspect Firearms':**- On the command 'Inspect Firearms', the competitor is to remove the bolt from the rifle if possible and present the rifle for visual inspection by the range safety staff. If not possible, the action is to be in the open position for inspection by the range safety staff. There are to be two safety officers who, starting from each end of the line, will each independently inspect the chamber and the magazine of the rifle, thereby ensuring that both are clear of any live rounds or empty cases. Note: it is not necessary to remove the magazine for inspection. Once inspected, each safety officer will audibly declare each competitor's rifle 'Clear' before proceeding to the next competitor. As the two safety officers meet and their duties overlap, the audible order will change to 'Clear to Remove'. Then and only then, will any competitor be free to remove the rifle from the firing mound.

16.9 Firing Positions

16.9.1 Lying Unsupported (Prone) - LU/PU. The butt of the rifle is to be placed against the shoulder and all parts of the rifle and the arms below the elbow, including clothing, must be visibly clear of the ground and all other objects. If a sling is fitted to the rifle and it is not used as an aid to steadying the rifle, it may drape on the ground. The rifle and the back of the forward wrist must be physically clear of the ground. The rifle is to be held with both hands thereby maintaining complete control.

16.9.2 Standing Unsupported – SU. The body must be erect and standing on both feet. No other part of the body is to touch the ground or any other object. The elbow of the forward hand may be placed on the hip. A sling, if fitted, may be used as an aid to steadying the rifle. The butt of the rifle is to be placed against the shoulder and all parts of the rifle must be clear of all other objects. The rifle is to be held with both hands thereby maintaining complete control.

16.9.3 Sitting Position – Sit. The weight of the body is to be supported on the buttocks. No part of the body above the buttocks is to touch the ground or any other object. Legs may be parted or crossed and may be in front of the edge of the firing point. The buttocks are not to be positioned forward of the lane marking pegs or in front of the firing mound. A sling, if fitted, may be used as an aid to steadying the rifle. The butt of the rifle is to be placed against the shoulder. The elbows may be placed on or against the knees or legs to support the weight of the rifle. The rifle is to be held with both hands thereby maintaining complete control.

16.9.4 Kneeling Unsupported – KU. No part of the body is to touch the ground or any other object except the forward foot and the back leg from the knee downward. The forward elbow/arm may rest on the knee. A sling, if fitted, may be used as an aid to steadying the rifle. The butt of the rifle is to be placed against the shoulder. The rifle is to be held with both hands thereby maintaining complete control.

16.9.5 Squatting Position – SQ. The weight of the body is supported on both feet

No other part of the body is to touch the ground or any other object. A sling, if fitted, may be used as an aid to steadying the rifle. The butt of the rifle is to be placed against the shoulder. The elbows/arms may rest on the knees/legs. The rifle is to be held with both hands thereby maintaining complete control.

16.9.6 Standing Alert Position – SAP. Although not a firing position, it is a method whereby the competitor will transit to the prescribed firing position as indicated in the match conditions. The rifle is to be held with both hands thereby maintaining complete control.

16.9.6.1 The body must be erect and standing on both feet. No other part of the body is to touch the ground or any other object. The elbow of the forward hand may be placed on the hip. A sling, if fitted, may be used as an aid to steadying the rifle. The butt of the rifle is to be placed against the shoulder and all parts of the rifle must be clear of all other objects. The muzzle of the rifle must be pointed at the ground at an angle of approximately 800mils (45 degrees) depression. The rifle is to be held with both hands thereby maintaining complete control.

16.9.7 Barricade Assist Position - BAP. Specifically constructed wall type barricades, and objects (man-made or natural). Barricades can be placed on the firing point in the firer's lane, making the firer adopt alternative firing positions as the barricades and match instructions dictate. A sling, if fitted, may be used as an aid to steadying the rifle. The butt of the rifle is to be placed against the shoulder. The rifle is to be held with both hands, thereby maintaining complete control.

16.10 Firing Point Procedure

16.10.1 When the firing detail is called, the competitors are to assume their firing positions to the left of the target lane pegs on their allocated firing lane.

16.10.2 No part of the competitor's body or accoutrements is to encroach into any adjoining firing lane.

16.10.3 No competitor is to make a hole in the firing point mound which would assist in providing an aid to steadying the rifle.

16.11 Conduct of Shooting

16.11.1 Deliberate Matches

(a) Sighting shots are non-convertible.

(b) An independent competitor will be identified to record each competitor's score.

(c) After each shot, the target is to be examined and the result displayed. If the target is not examined or there is no recording of the shot hole by means of a spotting disc, either the competitor or the scorer is to request the Range Officer to have it examined.

(d) Each score will be indicated by the use of a marking wand. The score will be relayed orally to the competitor by the scorer. The onus is on the competitor to ensure that the orally relayed score is heard and understood. The competitor will then have the option of either challenging the value of the shot displayed or the score orally relayed or continue shooting.

(e) In deliberate matches, the competitor, or team, cannot later dispute the recorded score if they have not registered a challenge to the value of the displayed shot or relayed score, before the next shot is fired.

- (f) On completion of the deliberate match, the scorer is to sign the score card and it is then the competitor's responsibility to check the score card for correctness and then counter sign as acceptance of the score. If the competitor fails to sign the score card, he/she/the team forfeit the right for all later challenges.

16.12

Timed Matches

- (a) Sighting shots are non-convertible.
- (b) At the completion of the practice, the Range Officer will ask all competitors if there are any protests. If there are no protests, the Range Officer will direct that the targets be spotted and scores taken.
- (c) The targets will then be displayed with the spotting discs shown. The scores are to be relayed by radio or BIMO board to the competitors who will then sign their score cards as acceptance of the score.
- (d) If there are any protests on the conduct of the match, the competitor's targets will not be displayed pending resolution of the protest.
- (e) The targets are not to be patched out until the resolution of any challenges, and then only by instruction to the Butts Officer from the Range Officer.

16.13

Marking and Scoring

16.13.1

- (a) All sighting shots will be individually marked by a spotting disc which is to be placed in the shot hole and displayed for the competitor to observe. The shot value is to be indicated by a marking disc or a marking wand to the scoring area only on target types A, B & D.
- (b) During untimed deliberate matches, all shots are to be marked by a spotting disc. The shot value is to be indicated by a marking disc or a marking wand to the scoring area only on target types A, B & D.
- (c) For timed matches, all shot holes are marked by spotting discs at the completion of the match and displayed to the competitor by means of a 'firer's view'. No marking wand is used.
- (d) Spotting disc indications for Type A, B, D, and figures 11, 12, 13 and 14 are white for a V Bull, red for a Bull, white for an Inner, red for a Magpie and white for an Outer. A hit on the non-scoring portion of the target is indicated by a spotting disc of the next colour for sighting shots only. Spotting disc indications for ICFRA and Palma targetry is white spotter on black and red spotter on white.
- (e) For deliberate matches and for all sighting shots, the targets are engaged with only the spotting disc representing the last shot displayed.
- (f) A spotting disc that has been hit, will not be used again until it is patched out.
- (g) For timed matches, spotting discs will not be placed in the shot holes until the score has been taken.
- (h) No shot holes, sighters excepted, will be patched out until the order to patch out is given by the Range Officer to the Butts Officer.
- (i) When a shot hole touches the line between two divisions of the target, the competitor will be credited with the higher value. If there is any doubt, the Butts Officer is to adjudicate.
- (j) Except for deliberate matches, if less than the maximum number of hits allowed is found, at least two markers are to check the target to

determine whether two or more shots have struck close together. This check must be carried out before spotting discs are placed in the holes. If there is still doubt, the Butts Officer is to adjudicate.

- (k) A ricochet can only be adjudicated by the Butts Officer with consultation to the target marker and will be signalled as a miss. No spotting disc will be shown regardless of whether the bullet has struck the target or not. A shot will not be marked as a ricochet unless there is clear evidence of it striking the mantlet, i.e., debris showered into the gallery or against the target. An elongated hole is not by itself evidence of a ricochet and unless clear and distinct evidence is present, the shot is to be marked and scored as normal.
- (l) Scoring can either be conducted in the Butts by an independent person with the scores relayed to the mound by radio, or by the use of B, I, M, O boards with the scores then taken at the mound.
- (m) When using targets other than figure targets, the scoring area is to be indicated by the use of a marking disc or marking wand as follows:-

16.13.2 Scoring Area Indication

V Bull	Wand over centre of target. Marking disc on centre bottom.
Bull	Wand/marketing disc over/on lower right hand corner.
Inner	Wand/marketing disc over/on lower left hand corner.
Magpie	Wand/marketing disc over/on top right hand corner.
Outer	Wand/marketing disc over/on top left hand corner.
Miss	Wand waved across target face several times.

No marking disc will be displayed if the hit is outside the scoring area of the target.

16.14 Challenges

16.14.1 For deliberate practices, the signalled value of a shot may be challenged once only by the competitor or team before another shot is fired at the same target. On receipt of a challenge from the competitor or team, the target is to be lowered and the Butts Officer is to personally examine the target after which the following is to occur:-

- (a) If the challenge is for a hit, the hit if found, or a miss, it is to be signalled in the prescribed way.
- (b) If the challenge is for a higher value, the correct value will be signalled whether it has been signalled before or not.
- (c) If the challenge is for incorrect spotting disc colour showing, the target is to be inspected and raised with the correct colour facing. The value is to be re-signalled.

16.14.2 For timed matches, the call, 'Are there any challenges', will be made by the Range Officer when the targets are displayed upon completion of the practice (not to be confused with a protest, 16.15 refers). This will be the last opportunity for a challenge and if received the Butts Officer is to personally examine the target after which the following is to occur:-

- (a) If the challenge is for the total number of hits, the target is to be examined and raised with the spotting discs showing and the competitor advised of the decision.
- (b) If the challenge is for incorrect spotting disc colours showing, the target

is to be examined and raised with the correct colours facing.

- (c) If the challenge is for spotting discs showing do not match the relayed score, the target is to be examined and raised with the correct number of spotting discs showing, if possible.

16.14.3 A fee, if levied by the convening body, is payable by the individual competitor or team for failed challenges.

16.15 Protests

16.15.1 Any claim or complaint arising at the firing point is to be made at once by way of a protest to the Range Officer. If the resulting decision is disputed, or if the protest is not dealt with on the spot, it must as soon as practicable be put in writing by the competitor or team and handed to a representative of the organising body. If necessary, the organising body will convene a Disputes Committee to deal with the protest. At the completion of every timed match, the Range Officer is to ask if there are any protests. A protest must be lodged before the targets are exposed for a "Firers View". A protest may consist of, but not limited to, the following:-

- (a) During snap matches, the target may be slow in being exposed, short exposure, not steady, break, or fail to be exposed. If the protest is upheld, the competitor is to be granted an additional exposure/s or a re-shoot of the match at the discretion of the Competition Director or Chief Range Officer.
- (b) During rapid matches, the target may be slow in being exposed, short exposure, not steady, break, or fail to be exposed. If the protest is upheld, the competitor is to be granted a re-shoot of the match in its entirety.

16.16 Excess Hits

16.6.1 Deliberate Match:-

- (a) If two shots appear on the target in the same exposure, the competitor is to be granted the higher score if the shots appear to be of the same calibre. Spotting discs are to be placed in both holes and the target displayed. The competitor is then to be offered the option of a convertible sighter. If it can be determined that one of the shots is of dissimilar calibre to the previous shot/s, it is to be patched out without instruction from the RO and a spotting disc is to be placed in the similar hole and the target displayed and marked accordingly.
- (b) If it can be proven by the RO or BO that the competitor, or team, has fired more than the allowable number of shots, the entire score will be disallowed.

16.16.2 Timed Match:-If the total number of hits on a competitor's target exceeds the number of shots fired as per the match conditions and when there is no means of identifying excess shots, e.g., two different calibres, all the hits will be signalled in the usual way and the procedure will then be as follows:-

- (a) When the number of excess hits does not exceed one half, i.e., <50% of the number of allowable shots, the score will be the highest scoring shots up to the number of shots permitted to be fired in the practice.
- (b) When the number of excess hits exceeds one half, i.e., >50% of the number of allowable shots, the score will be disallowed and the competitor will re-shoot the match. The target is not to be displayed. A re-shoot will be as per the original match conditions.

- (c) When a competitor has more than one target to engage, and there is no excess in the total number of hits but there are more hits on one particular target than are allowed by the match conditions, the extra hits on this target are to be dealt with as outlined in sub-paragraphs (a) and (b).
- (d) If it can be proven that the competitor or team has fired more than the allowable number of shots, the entire score will be disallowed.

16.17

Timing

16.7.1

All timing of exposures is controlled by the Butts Officer.

- (a) A stop-watch is to be used for the timing of exposures.
- (b) The allowable timing in a deliberate match for a competitor to fire a shot is 45 seconds. The time is taken from when the Range Officer orders 'Go On' in the case of the first shot, or from when the competitor's target stops moving at the top of the target frame in the butts and the marking wand is removed. No allowance is to be made for any sight adjustment, faulty loading, or adverse/difficult conditions. Any competitor who exceeds this time limit will, after being cautioned and timed by the Range Officer, forfeit the value of any subsequent shot where the time limit is exceeded.
- (c) In a timed match, exposures of the targets, both up and down, are to be carried out as quickly as possible by the Butts detail. The timing of
- (d) the exposure will start from the moment the slowest target is up and steady.
- (e) There is to be no verbal indication from the Range Officer, or any other person, to the competitors as to how time is passing. This indication provision does not apply in teams matches where coaching by other members of the team is permitted; i.e., another team member may indicate time to any member/s of his/her team, providing it is done in a way to not disturb or give indication to any other team or competitors.

16.18

Disturbance

16.18.1

No person is to make any superfluous noise or gestures which may disturb or affect a competitor. Competitors who wish to make a protest about the conduct of the match, or match conditions, are to make it if at all possible before the match has started and are to indicate their intention to the Range Officer. If the competitor has a protest during the conduct of the match, the competitor is to weigh up his/her options as to a successful protest and to continue firing if at all possible. At the completion of the match and upon the call from the Range Officer, 'Are there any protests', the competitor is to make themselves known and identify the nature of the protest as per 16.15.

16.19

Tied Scores

16.19.1

In deliberate matches, tied scores are to be decided upon by counting back from the last shot fired. The competitor with the higher value last shot is the winner. If the scores are still tied, the second last shot is considered, then the third last shot and so on.

16.19.2

If the tie is still not resolved, a deliberate practice shoot-off consisting of one non-convertible sighting shot followed by five scoring shots is to occur. If the scores still cannot be separated, the competitors are to fire shot for shot until the tie is broken.

16.19.3

In timed matches, the tied scores are to be decided by counting the highest

number of 'V' bulls, followed by the highest number of bulls eyes and so on. If the scores still cannot be separated, the tied competitors are to re-shoot the entire practice.

16.19.4 For an aggregate, the count back is to be applied from the last match, and if still not resolved, the second last match and so on.

16.19.5 Following any re-shoot due to tied scores, the original match scores are to count for the competition, not the re-shoot scores. Re-shoot scores only apply for the purpose of determining the match position.

16.20 Dangerous Act

16.20.1 For any dangerous act, e.g., unauthorised discharge, the competitor will be immediately stopped from firing any more rounds by the Range Officer and ordered to 'unload' and 'inspect weapon'. The competitor will be disqualified, removed from the mound and the match score will be forfeit. Investigation of the 'dangerous act' will be initiated by the organising body immediately, and the competitor advised of any further action taken. If, in the opinion of the investigating body, the disqualification cannot be substantiated, the competitor will be permitted to re-shoot the match provided the dangerous act was not at the completion of the practice.

16.20.2 No competitor, range staff or observers are to go forward of the firing line to retrieve any item in their care until it is deemed safe to do so by the Range Officer.

16.21 Disqualification

16.21.1 Any disqualification must have an independent investigation immediately initiated by the organising body.

16.21.2 Disqualification will be mandatory for any substantiated dangerous act, deliberate cheating, or committing an intentional breach of the rules whereby the offending competitor or team gains an advantage over other competitors or teams. The disqualification can apply to the whole competition, or to the match in which the transgression occurs pending the results and recommendations from the investigating body. Disqualification will be adjudicated upon by the RO in the first instance and/or the organising body.

16.22 Unauthorised Discharge

16.22.1 An unauthorised discharge is defined as any round that is fired by a competitor that is not under a fire control order, 'watch and shoot' or 'go on' from the Range Officer or after the 'unload' order has been given. In the event of an unauthorised discharge, the competitor may, at the discretion of the Range Officer be disqualified from the match.

16.23 Inspection of Rifles

16.23.1 Prior to the competition starting, all rifles are to be inspected by suitably qualified or knowledgeable adjudicators from the organising body. Each rifle that is deemed fit for competition purposes by meeting the requirements of its respective class, is to have some visible means of recognition displaying the fact. Any competitor who uses a rifle in the competition that does not show the correct recognition displayed is liable to disqualification.

16.23.2 Each competitor is permitted to have only one rifle inspected for the competition and the serial number of the rifle is to be recorded by the organising body. If that inspected rifle fails or becomes unserviceable in the eyes of the RO or a suitably qualified or knowledgeable adjudicator from the organising body, then, and only then, will the competitor be allowed to use

a replacement rifle. The replacement rifle is to have the same visible means of recognition applied and the serial number is to be recorded as a replacement. This will negate any attempt by the competitor to have and use several different rifles for the competition.

16.24 Illegal Modification of Rifle

16.24.1 If any illegal modification, defined as any modification/addition, which has the potential to change the class of a rifle, to a rifle, is found after the competitor has fired a match, the score will be forfeit and an adjudication made by the Range Officer and/or the organising body as to disqualification.

16.25 Course of Fire

16.25.1 The planned course of fire is to be promulgated before the competition and may be modified by the convening body to suit local conditions. When the convening body plans the course of fire, the following instructions are to be adhered to for all timed matches:-

- (a) Rapid fire matches are to consist of two exposures of 25 seconds during each of which 5 rounds are to be fired. There is to be a 25 second interval between exposures.
- (b) Single shot snap matches are to have as a minimum, a 15 second interval between the 5th and 6th exposure.
- (c) Double shot snap matches are to have as a minimum a 15 second interval between the 2nd and 3rd and 4th and 5th exposures.

16.26 Physical Handicap / Impairment

16.26.1 If the competitor is suffering from a physical impairment or handicap that precludes firing from the designated position, he/she is to be allowed to fire the match from the shooting position of the next higher degree of difficulty provided that the position is allowed to be used on the range and the physical handicap/impairment does not affect safe handling of the rifle:-

- (a) Prone Unsupported becomes Sitting Unsupported.
- (b) Sitting Unsupported becomes Kneeling Unsupported.
- (c) Kneeling Unsupported becomes Standing.

16.26.2 Any competitor who has lost the effective use of a hand may, after obtaining approval from his/her State or Territory Association, use an artificial rest to support the fore end of the rifle. The artificial rest shall be flat on top and padded so that the contact area does not exceed 50mm in length and under no circumstances is be attached to the rifle.

16.26.3 Any competitor who is unable to comply with the Standard Shooting Rules through physical disability may be permitted to shoot if in the opinion of his/her State or Territory Association they are able to comply with the safety rules and obtain no advantage over any other competitor.

16.27 Targets

16.27.1 All targets used will be NRAA approved and will be either:-

- (a) Type A, B, D, and figures 11, 12, 13 and 14.
- (b) NRAA Chapter 13 targets.
- (c) Palma Match targets.

16.27.2 All Type A, B, D, and figures 11, 12, 13 and 14, targets will have the centre bull printed or inscribed where appropriate.

16.28 Grading

16.28.1 To ensure that each and every member is apportioned a realistic national grading, ALL Clubs are to ensure, as far as is practicable, that each member

has shot the common grading match with a Standard Class firearm, as detailed below, no less than two times during the preceding 12 months club activities. ALL Clubs shall ensure that any member who has not been graded each year in accordance with these provisions will be reported to their respective State Association as 'A' Grade'. This common match will ensure that each member only competes against fellow competitors who are at the same level of ability whilst competing in Club, District, State and National open competitions. This grading is to be shown on the member's State Association grading card and in no way effects each Club's internal grading system for their own domestic competitions.

- 16.28.2 Competitors who have been a member of any NRAA affiliated Club or Association for a period of greater than one year and who do not have an appropriately authorised and issued NRAA State Grading Card, will automatically be awarded a grading of 'A' for Club, District, State and National Open competitions.
- 16.28.3 In cases of new competitors who have not completed the required number of grading shoots to be awarded a NRAA grading within the grading period, then the competitor's Club Captain or Statistician shall award a grading commensurate to the competitor's ability.
- 16.28.4 Competitors from any other association and who do not have a NRAA grading card will automatically be awarded a grading of 'A'.
- 16.28.5 Any competitor graded as either 'B' or 'C' grade who enters and wins an aggregate at any Club, District, State or National Open event with a score that is exceeding the average of his/her grade, then the competitor will be upgraded to the next highest grade. The upgrading will apply from the conclusion of the meeting for a period of twelve months.
- 16.28.6 Once a competitor has been graded to 'A' grade, he/she cannot return to 'C' grade until he/she has spent a period of 3 consecutive years in 'B' Grade.
- 16.28.7 The awarding of an NRAA official Grading to a member will be on a percentage basis of the maximum score of 200/200.

'A' GRADE score will be $\geq 80\%$	= 160 to 200.
'B' GRADE score will be $\geq 60\% < 80\%$	= 120 to 159.
'C' GRADE score will be $< 60\%$	= 0 to 119.

16.29 Grade Shoot Format

- 16.29.1 The following Grade Shoot will be shot as indicated except when there is some impediment or limitation for a club to offer the mandated positions. In this case, the matches will be shot from the prone position with a score weighting applied. That score weighting will only apply to the 200 yard matches and will be by the application of a 10 cm circle printed or inscribed inside the current elliptical centres, or by the application of an appropriate decal, to the Fig 11 and Fig 12 targets, thereby modifying the target with an additional scoring ring, in effect, V, 5, 4, 3 and 2.

Format:-

- Serial 1. 300 yards/meters Deliberate – Type B target, 3 sighting shots (non-convertible) followed by 10 shots to score. The match is to be fired from the Prone Unsupported position.
- Serial 2. 300 yards/meters Rapid – Type B target, 3 sighting shots followed by two exposures of 25 seconds with a 25 second interval. Five

shots only are to be fired per exposure. The match is to be fired from the Prone Unsupported position.

Serial 3. 200 yards/meters Snap – Figure 12 target, 3 sighting shots followed by 10 exposures of 3 seconds with one shot fired per exposure. The match is to be fired from the Sitting Unsupported position.

Serial 4. 200 yards/meters Rapid – Figure 11 target, 3 sighting shots followed by two exposures of 25 seconds with a 25 second interval. Five shots only are to be fired per exposure. The match is to be fired from the Sitting Unsupported position.

16.29.2 If due to restrictions applying to any Club or Range, all four serials cannot be fired on the same day, the Grade Shoot may be fired as two (2) matches on separate days. However, Serials 1 and 2 (as a Match) and Serials 3 and 4 (as a separate Match) must each be fired on the same day and may not be further split into individual matches over different days.

CHAPTER 17

FIELD AND RIMFIRE CLASS TARGET SHOOTING [FCTS & RCTS]

17.1 Rifles – Field Class Target Shooting (FCTS)

17.1.1 Any rifle commercially available in Australia from registered or licensed firearm dealers provided that the owner is legally entitled to possess such rifles under State or Territory Law may be used provided they satisfy the following criteria:-

17.1.1.1 Calibre:[The calibre must not exceed 8mm.

17.1.1.2 Weight:- The weight with all attachments, excluding sling if used, must not exceed 5.5kg unloaded.

17.1.1.3 Sights:-

- a) Any sighting system may be used provided that it is mounted in a fixed position on the rifle and all its components [including batteries where applicable] must be on the rifle when it is weighed.
- b) The same sighting system must be used for all courses of fire.
- c) Adjustment of the sights is allowed for elevation, windage, reticule type, element size, optical power, etc., provided that such adjustment is normal function of the system and can be accomplished without removing the sighting system from the rifle.

17.1.1.4 Triggers:-

Any trigger system may be used provided that it is safe. A trigger shall be deemed safe if:-

- a) Its activating mechanism is enclosed in a suitable trigger guard:-
- b) Vigorous cycling of the action does not cause the trigger to release.

17.1.1.5 Magazines:

Magazines may be used provided that:-

- a) The rifle would normally be supplied with one, and:-
- b) The magazine does not protrude more than 160mm beyond the central axis of the bore. The magazine protective devices or attachments for any other purpose will be considered as constituting part of the magazine for the purpose of this rule.

17.1.1.6 Stocks:-

It is expected that the rifle would be used with the stock supplied, however, a custom built stock and/or butt or a design similar to that normally supplied is permitted. The stock whether as supplied or custom built must not be capable of adjustment in dimensions or weight. Hand-stops [as distinct from sling attachment points] and palm rests, etc., or any attachment specifically designed to assist in steadying the rifle and improving the hold are not permitted. A stock pattern recoil pad may be fastened to the butt in the normal way provided that the concavity does not exceed 20mm and no hook effect is obtained.

17.1.1.7 Barrels:-

It is expected that the rifle would be used with the barrel as supplied, however a barrel may be replaced as required, provided that the replacement barrel is not less than 450mm nor greater than 700mm in length.

- 17.1.1.8 Bipods:- Bipods if fitted to the rifle may not be used as a support in any firing position.
- 17.1.1.9 Slings:
A sling may be used if the rifle is not fitted with a bipod provided that:-
- a) The total length of the sling [measured from end to end] does not exceed 1500mm.
 - b) The width does not exceed 50mm.
 - c) The thickness does not exceed 6mm.
 - d) It is constructed of pliable non-stretch material such as leather, webbing, synthetic straggling material.
 - e) It is attached to the rifle at no more than two points.
 - f) It does not make contact with the rifle anywhere other than the points of attachment when the competitor is in the firing position.
 - g) If the competitor elects to use a sling for all or some of the matches he must use the same sling which must remain attached to the rifle for all matches [even those for which it is not being used] and;-
 - h) The sling may be adjusted for length at any time and for point of attachment between practices.
- 17.1.2 Rimfire Class Target Shooting [RCTS]**
- 17.1.2.1 Any rifle commercially available in Australia from registered or licensed firearm dealers, provided the owner is legally entitled to possess such rifles under State or Territory law, may be used for RCTS provided they satisfy the following criteria:-
- 17.1.2.2 Calibre:- It is chambered to fire the 0.22 long rifle rim fire [LR RF] or the 0.22 Winchester magnum rim fire [WM RF] cartridge.
- 17.1.2.3 Weight:- The weight with all attachments excluding sling must not exceed 4.5kg unloaded.
- 17.1.2.4 General:- The provision for rifle and attachments, as outlined for Field Class Target Shooting is to apply.
- 17.1.2.5 Disabled Competitors, Three Positional Field Class:- Special provisions for enabling disabled competitors to adopt a different firing position from that which the match requires may be employed at the discretion of the Range Officer and with prior discussion with the organising committee.
- 17.2 Dress and Equipment**
- 17.2.1 Clothing:- All clothing must be made of soft flexible and pliable material which does not materially change its physical characteristics under commonly encountered shooting conditions. These same general specifications apply to any lining, seams, and normal tailoring reinforcements.
- 17.2.1.1 Specially constructed shooting coats, jackets, trousers etc., [as used by small bore and full bore target competitors] and jackets so constructed as to include in their manufacture padded areas to elbows and rifle butt contact to shoulder areas, are not permitted.
- 17.2.1.2 The clothing worn should be of a type normally described as street clothing or field clothing. However, the clothing may be of a suitable robust construction for the purpose intended.

- 17.2.1.3 Any straps, buttons, cuffs, hooks, laces, pockets, bindings or any other devices [whether a normal part of the construction of the garment or not] that may be construed as providing artificial support for the rifle, sling, or competitor's limbs or torso, are not permitted in either the outer or under garments.
- 17.2.1.4 Full cover footwear must be worn at all times on the firing line and in the butts.
- 17.2.1.5 Head dress is optional. Specialist target rifle shooting hats are not permitted.
- 17.2.1.6 Wet weather clothing may be used.
- 17.2.2 Hearing protection must be worn by all competitors and range staff while on or in the vicinity of the firing point.
- 17.2.3 Gloves and shooting mitts are not permitted.
- 17.2.4 Ground Sheets may be used in all courses of fire for the protection of the competitor's clothing and/or equipment provided that is not constructed nor utilised in such a way as to provide artificial support for the competitor or his rifle. Ground sheets and mats of more than 5mm thickness and specialist shooting mats are not permitted.
- 17.2.5 Shooting Glasses may be worn provided they have conventional frames with no additions or side blinkers attached to the frames. Sunglasses and prescription spectacles are permitted. Spectacles with adjustable irises and specialist shooting monoculars are not permitted.
- 17.2.6 Optical Aides. Binoculars and telescopes are permitted, together with stands or rests, provided they do not inconvenience other competitors or provide any support or shelter for the rifle or competitor. They may be used for deliberate practices and to view sighting shots for other practices.
- 17.3 Ammunition**
- 17.3.1 Competitors are to provide their own ammunition.
- 17.3.2 Ammunition may be scrutinized by the organising body.
- 17.3.3 It is the responsibility of each competitor to ensure the ammunition being used is the correct ammunition for the rifle being used.
- 17.4 Rifle Functioning, Safety and Readiness Orders**
- 17.4.1 Misfires, Jams and Breakages. Competitors are required to use the same rifle for all matches. If a rifle becomes unserviceable because of mechanical failure or for safety reasons, a competitor may with the permission of the CRO use another rifle. No allowance will be made for misfires or jams, due to a defect or breakage in either the rifle, magazine or if caused by the action of the firer.
- 17.4.2 Readiness Orders:-
Load:
On the command 'Load' the bolt is to be inserted in the rifle, the rifle is to be loaded with the number of rounds required under the match conditions, either by using single rounds or by inserting a suitable filled magazine into the rifle. The trigger finger is to be positioned outside the trigger guard and the rifle is to be pointed in the direction of the targets.

Action:

On the command 'Action' the action of the rifle is to be closed so that a round is fed into the chamber. The butt may be placed in contact with the shoulder and the direction of the muzzle and the placement of the trigger finger outside the trigger guard is to be maintained.

Watch & Shoot:

On the command 'Watch & Shoot' the trigger finger may be placed inside the trigger guard and, upon the appearance of the target or targets, firing may commence in accordance with the match conditions.

Unload:

On the command 'Unload' the action of the rifle is to be opened, the plate dropped or magazine removed, the bolt removed, and the chamber and magazine inspected by the firer to ensure both are empty.

Inspect Weapons:

After the firers have acted in accordance with the order 'Unload' the command 'Inspect Weapons' is to be given. On this command the Safety Officers, located at each end of the detail, are to move inwards stopping at each competitor in turn inspecting rifles and magazines.

Clear and Clear to Remove:

Once inspected each Safety Officer is to audibly declare the firearm and magazine to be 'Clear' before proceeding to the next competitor. As the two Safety Officers meet and their duties overlap, the audible order is to change to 'Clear to Remove'. Each rifle and magazine will have been inspected twice. Then and only then will any firer in the detail leave the firing point.

17.4.3 Unfired rounds remaining in magazines must be removed and the magazines cleared before leaving the firing point.

17.4.4 Dry firing with an unloaded rifle may only be conducted on the firing point with the permission of the CRO.

17.5 Firing Positions

17.5.1 The firing positions are defined as follows:-

17.5.1.1 *Lying:-* In the lying/prone position the butt plate of the rifle must be placed against the shoulder or armpit and all parts of the rifle and the arms below the elbow, including clothing must visibly be clear of the ground and all other objects. If the sling is not used as an assistance in steadying the rifle, it may drape on the ground. The back of the forward wrist must be at least 10cm clear of the ground.

17.5.1.2 *Standing:-* In the standing position the body must be erect on both feet. No other part of the body is to touch the ground or any other object. The rifle may be supported by the forward hand under the magazine. The elbow of the forward arm may be rested on the hip.

17.5.1.3 *Sitting:-* In the sitting position the weight of the body is supported on the buttocks. No part of the body above the buttocks is to touch the ground or any other object. Legs may be parted or crossed and may be in front of the edge of the firing point. The buttocks are not to be positioned forward of the lane marking peg. The rifle may be held in any convenient way provided the butt is in the shoulder.

- 17.5.1.4 *Kneeling*:- In the kneeling position no part of the body is to touch the ground or any other object except one foot and the other leg from the knee downwards. The forward elbow/arm may rest on the knee. The rifle may be held in any convenient way provided the butt is in the shoulder.
- 17.5.2 The firer may rest [if permitted in the match conditions] in any safe position. For example, after firing sighting shots in a rapid match the firer may rest with the rifle butt in the shoulder.
- 17.5.3 No hole may be made in the firing point which would assist the competitor to hold the rifle steady.
- 17.6 Conduct of Shooting**
- 17.6.1 To allow competitors to familiarise themselves with the range orders which will be given, the range orders and butts instructions are shown in Appendix 4a to this Chapter.
- 17.6.2 Firing Point Procedure**
- 17.6.2.1 Each sighting shot will be signalled by a spotting disc. For the second sighting shot and during the forced application practice, the target is to be engaged with the disc in place. Sighting shots are to be fired in the firing position specified for the match and are not convertible.
- 17.6.2.2 When the practice has been completed the Range Officer will ask for any protests. If there are no protests, or on completion of any re-shoots allowed, the Range Officer will signal to the butts to check the targets.
- 17.6.2.3 Scores will be taken and the total number of hits and their value will be shown on a score board or telephoned to the firing point. The Range Officer will repeat these details so that the competitors can hear and then record them on the score cards.
- 17.6.2.4 Spotting Discs will be placed in as many shot holes as possible on the scoring area and targets raised at the same time as the score board, if used, is shown.
- 17.6.2.5 Once the competitors have seen the score boards or have been told their scores and have had a chance to see their targets with spotting discs, the Range Officer will ask for any challenges.
- 17.6.2.6 Once challenges have been dealt with, or if there are no challenges, the Range Officer will order the butts to 'patch out'.
- 17.6.2.7 On completion of the match the score cards are to be checked and countersigned. It is the competitor's responsibility to check that the score card has been correctly completed in all respects before it is handed to the Range Officer.
- 17.6.2.8 Any objection to the scores entered on a score card must be made on the firing point at the time. No competitor or team has the right to object at any subsequent time.
- 17.6.3 Marking and Scoring**
- 17.6.3.1 Score registers may be maintained in the butts but the official record is the score card.
- 17.6.3.2 Spotting disc indications are white for a V Bull, red for a Bull, white for an Inner, Red for a Magpie and an Outer.
- 17.6.3.3 Sighting shots, once they have been marked are to be patched out as soon as practicable.
- 17.6.3.4 A spotting disc that has been hit will not be used again until it has been patched.

- 17.6.3.5 Spotting discs will not be placed in the shot holes until the score has been taken.
- 17.6.3.6 No shot holes will be pasted over or partially patched out until the order to patch out is given. The order to patch out scoring shots will be given by the Range Officer.
- 17.6.3.7 When a shot touches the line between two divisions of the target, the competitor will be credited with the higher value.
- 17.6.3.8 If less than the maximum number of hits allowed is found at least two markers are to check the target to determine whether two or more shots have struck close together. This check must be carried out before spotting discs are placed in the holes.
- 17.6.4 Message to the Butts**
- 17.6.4.1 Messages to the butts are shown in Appendix 4a to this Chapter.
- 17.6.5 Challenges**
- 17.6.5.1 On receipt of a request to challenge and on payment of the challenge fee, all spotting discs are to be removed and the Butts Officer is to personally examine the target. Spotting discs will then be replaced and the target and score board [if used] raised. The firer is to be advised of the Butts Officer's decision before the practice continues.
- 17.6.5.2 The call for challenges by a Range Officer, when the targets are displayed on completion of the practices, will be the last opportunity for a challenge.
- 17.6.6 Protests**
- 17.6.6.1 Any claim or complaint arising at a firing point is to be made at once by way of protest to the Range Officer. If this decision is disputed, or if the protest is not dealt with on the spot, it must at once be put in writing by the competitor and handed by him to a representative of the organising body. If necessary, the organising body will convene a Disputes Committee to deal with the protest.
- 17.6.7 Excess Hits**
- 17.6.7.1 When in any practice the total number of hits on a competitor's target exceeds the number of shots he fired and when there is no means of identifying these shots, for example if there are two different calibres, all the hits will be signalled in the usual way and the procedure will then be as follows:
- 17.6.7.2 If it can be proved that the excess hits were made by the competitor firing more than the number of shots allowed, the score will be disallowed and the penalty may be disqualification.
- 17.6.7.3 If the number of excess hits does not exceed one shot, i.e. six shots total, the top five scoring shots will be scored.
- 17.6.7.4 If the number of shots exceeds six the score will be cancelled and the competitor will re-shoot. A re-shoot will be as for the original shoot, including sighters, if applicable.
- 17.6.8 Timing**
- 17.6.8.1 A stop watch is to be used for the timing of exposures. Practices are to be timed by the Butts Officer.
- 17.6.8.2 The raising and lowering of targets is to be carried out as quickly as possible. In all types of practices, the exposure will be timed from the moment the target is up and steady until the time it is lowered. When more than one competitor fires at one and the same time, the competitors composing a

detail are to fire to the one timing. No verbal indication as to how the time is passing is allowed.

17.6.9 Disturbance

17.6.9.1 No person is to make any noise which is likely to affect a firer. Firers who wish to make a protest are to indicate their intention to the Range Officer so as not to disturb other firers where possible. It may be necessary to inform the Range Officer of the protest quickly, that is, during rapid and snap practices or if the firer cannot gain the attention of the Range Officer. In such cases the firer is to call 'Protest'.

17.6.10 Ties

17.6.10.1 Ties are to be decided by counting back from the last practice fired. The competitor with the higher value last practice is the winner. If still a tie the second last practice is considered, then third last and so on.

17.6.10.2 If the tie is still not resolved a shoot off of one sighter followed by five scoring shots, then if still equal, shot for shot until the tie is broken.

17.7 Penalties and Procedures

17.7.1 *Warning:-* Range Officers should warn a competitor who appears to be about to break a rule unless he is actually firing or has begun a practice. In other cases of infringement of rules Range Officers will not stop an offender who is firing or has begun a practice, but as soon as he has finished firing inform him of the penalty incurred.

17.7.2 *Dangerous Act:-* For any dangerous act, the firer will be immediately stopped and ordered to unload, by taking the magazine off the rifle and removing the round from the chamber [where applicable].

17.7.3 *Disqualification:-* A breach of rules will incur disqualification for dangerous acts, deliberate cheating, or committing an unintentional breach of the rules whereby the offending competitor gains an outstanding advantage over the other competitors. Lateness may entail disqualification. Firing more shots in a timed exposure than is allowed by match conditions will normally result in disqualification.

17.7.4 *Negligent Discharge:-* A negligent discharge is defined as any round fired, unless it is fired at or in the direction of the target after the order 'Watch and Shoot' has been given and before the order 'Unload' has been given. In the event of a negligent discharge, the competitor will invariably be disqualified from the match.

17.7.5 *Illegal Modification of Rifles:-* If any illegal modification of a rifle is found after a competitor has fired a match the score made will be disallowed.

17.8 Courses of Fire

17.8.1 The courses of fire for both FCTS and RCTS are outlined in Appendices 4b and 4c to this Chapter.

17.9 Targets and Ancillary Equipment

17.9.1 Targets and ancillary equipment for FCTS and RCTS are outlined in Appendix 4d to this Chapter.

17.10 Free Class Rimfire Target Shooting

17.10.1 Any Rimfire rifle which may be legally held by the competitor for use on an approved firearms range, excluding return to battery (e.g., machine rest where alignment between shots is not required).

17.10.2 Calibre

22 Rimfire only (Note some ranges have a subsonic velocity limit due to

noise abatement requirements).

17.10.3 Trigger

Any safe mechanically operated trigger may be used. A trigger is deemed safe if the vigorous cycling of the action does not cause the firing pin to be released.

17.10.3.1 Triggers must be protected by a trigger guard.

17.10.4 Sights

Any sighting system is permitted providing that it must be aligned by eye for each shot.

17.10.5 Weight

Refer to Match Conditions & Divisions.

17.10.6 Ammunition

Any 22 Rimfire ammunition suitable for use in a rifle and legally able to be used on the range. (Note variations in Range Approvals may restrict use of magnums and supersonic rounds on some ranges.).

17.10.7 Match Conditions & Divisions

17.10.7.1 There are 3 divisions:-

- (a) Hunting Style Rifles:- with or without magazine, with maximum unloaded weight of 4.5kg including sight and sling but not including attached bipod or rest.
- (b) Target Rifle:- similar to small-bore style rifles with a maximum unloaded weight of 7.5kg including sight and sling but not including attached bipod or rest.
- (c) Magnum Rimfire Rifles:- (subject to Range Template approval) with a maximum unloaded weight of 7.5kg including sight but not including attached bipod.

17.10.8 Support

17.10.8.1 Any front and rear support that are connected together are deemed to be a return to battery or machine rest and are prohibited.

17.10.8.2 Any type of support which may or may not be attached to the rifle may be employed.

17.10.8.3 If the rest is attached to the rifle (e.g. Bipod) then the maximum weight of any attachment that recoils or lifts with the rifle when removed from the firing point shall be 2kg.

17.10.8.4 If the rest is not attached to the rifle then the maximum dimensions of contact between the rifle's forend and the rest shall be 52mm wide, 76mm long and 25mm high and shall not restrict the upward movement of the rifle in any way.

17.10.8.5 If the shooter's hand with or without glove/mitten is between the rest and the rifle then there are no restrictions.

17.10.8.6 Any unattached front rest used on soft ground such as a grass mound may have up to 3 spikes no longer than 50mm. Said spikes shall not restrict the movement of the rifle under recoil or cause damage to the range. The use of a stop pin to position the rifle is prohibited.

17.10.8.7 Any attached front rest may be fitted with articulated and or sliding feet. The use of spikes attached to or inserted into feet to restrict the movement of rifle under recoil is prohibited.

17.10.8.8 The use of a sling is permitted.

17.11 Rear Rests

- 17.11.1 Where a rear rest is used the rest shall be a sandbag with or without ears that is packed with any loose material such that the bag will be able to be easily compressed by the range officer's fingers.
- 17.11.2 Any number of packing pieces of any material may be placed under the rear sandbag to compensate for shooting point profile.
- 17.11.3 The use of the shooters hand, with or without glove/mitten or arm is permitted.
- 17.11.4 The butt magazine or trigger guard of the rifle shall not contact any hard object or the ground/floor.
- 17.11.5 The rear rest or packing pieces shall not be fitted with spikes.

17.12 Special Dispensations

- 17.12.1 Where the shooter has a disability that precludes shooting from the prone position then, with prior approval of the organisers of the competition, the use of suitable aids such as a portable table/bench or any other aid deemed suitable by the organisers is authorised.
- 17.12.2 Where the publicly advertised conditions for a specific competition by the promoting body states, that the use of a portable table or bench may be used, then the promoting body must provide on request benches or table for any competitor who chooses to use such a bench or table and does not have his or her own bench.
- 17.12.3 Where a portable bench or table is used it is to be set up between stages so as not to inconvenience other shooters.

17.13 Shooting Mats

When used must comply with current rules for TR shooting under SSRs.

17.14 Clothing

Clothing is unrestricted.

17.15 Grading

All divisions of Rimfire (RCTS) shooting will be ungraded.

17.16 Shooting Position

All shooting shall be from the prone position unless exempted under Rule 17.12.

17.17 Trigger Testing

- 17.17.1 At the beginning of each day's competition the shooter has to demonstrate to the Scorer or Range Officer that the trigger is safe by carrying out a cycle test as specified under current Rule 2.5.3.4. The use of a snap cap is recommended during the test to protect the firing pin.
- 17.17.2 The Range Officer may randomly carry out trigger testing during the competition at any time.

17.18 Conduct of Shoots and Range Safety

- 17.18.1 All FCTS (Chapter 17 SSR's) safety regulations shall apply.
- 17.18.2 Shooters will contest matches in squads with target exposure and removal from view at the beginning and end of timed sequences as for FCTS.
- 17.18.3 Where a rifle is fitted with a magazine up to 5 rounds may be loaded into said magazine. Loading time will be included within the time limit allowed.
- 17.18.4 Loading can only be carried out at the firing point.
- 17.18.5 More than 1 magazine may be used but each must be loaded by the competitor at the firing point during allocated time.
- 17.18.6 A dummy magazine with loading plate may be substituted for single shot

operation.

17.18.7 At the completion of a stage the firearm and any magazines are to be inspected by two Range Safety Officers before they can be removed from the firing point.

17.18.8 Any firearm that does not have a removable bolt (e.g. Lever action) must have a chamber safety flag inserted into the action and the action open at all times when not on the firing point.

17.19 Sighting Shots

17.19.1 Unless otherwise specified in the match conditions the competitor is entitled to 3 non-convertible sighting shots.

17.20 Time Limits

17.20.1 For a 10 shot match at any distance 8 minutes excluding sighting shots.

17.20.2 For a 20 shot match at any distance 15 minutes excluding sighting shots.

17.20.3 For Sighting shots, allow 1 minute for each sighting shot plus 1 minute for evaluation and adjustment on the last shot.

17.21 Ranges

17.21.1 50 metres or 60 yards/metres.

17.21.2 90 metres or 100 yards.

17.22 Target Sizes

Score	10	9	8	7	6	5	4
50M	5mm	10mm	27mm	43mm	58mm		
90M	14mm	26mm	51mm	75mm	102mm	126mm	152

17.23 Target Marking

17.23.1 50 metre targets shall have 11 aiming marks. The sighting target being the centre aiming mark (middle line marked with a square border).

17.23.2 For a 10 shot match one counting shot to be fired at each remaining aiming mark.

17.23.3 For a 20 shot match two counting shots to be fired at each remaining aiming mark.

17.23.4 90 metre targets shall have 3 targets attached to the frame with the centre target designated as the sighting target.

17.23.5 5 counting shots to be fired at each scoring target for a 10 shot match.

17.23.6 10 counting shots to be fired at each scoring target for a 20 shot match.

17.23.7 Shots exceeding the specified number will be counted as misses.

17.23.8 All targets shall be clearly marked with squad and firing position identification numbers and must be returned to the scoring point at the completion of each squad shoot.

17.24 Tied Scores

17.24.1 Tied scores shall be resolved by counting back. If no resolution is possible then a shoot off shall result with 2 non optional sighting shots and 5 counting shots. If the scores are still tied the shoot off will proceed on a 5 shot basis until the tie is broken. A time limit of 45 seconds per shot as per TR rules will apply. The target will be scored after each 5 shot stage.

17.24.2 Gauging

All close hits on the scoring target shall be gauged and valued by use of a .22 calibre rimfire gauge.

17.25 Butts Marking

- 17.25.1 Field Class .22 rimfire spotting discs to be used for sighting shots only. Each sighting shot will retain the spotter until the completion of sight series and then patched out.
- 17.25.2 Any sighting shot that lands on a scoring target shall be spotted and the spotter removed and patched out just before the commencement of the scoring series.
- 17.25.3 The targets will be raised and lowered only on command of the Range and Butts Officers.
- 17.25.4 The Range and Butts Officer in conjunction can have the targets pulled down for spotting once they are satisfied that all sighting shots have been fired.

17.26 Spotting Scopes

- 17.26.1 The use of spotting scopes on a stand is approved in addition to the rifle scope already fitted.

17.27 Range Types

Free Class Rimfire can run on Fixed, Turning Target or Manual Butts Ranges.

CHAPTER 18

MATCH RIFLE TARGET SHOOTING [MR]

- Note:** (1)
Where there is no rule applicable within this section the Standard Shooting Rules for Target Rifle [TR] will apply.
- Note:** (2)
Only Match Rifle, and additionally F Open and F/TR may be included at State and National Championships, at the discretion of the State promoting each event. Conditions for each of these disciplines must comply fully with the relevant sections of the SSR's.
- 18.1 Rifles and Equipment**
- 18.1.1 Rifles**
Any rifle suitable for firing the 7.62mm x 51mm NATO [or .308 Winchester] cartridge of standard dimensions and subject to the following conditions:-
- 18.1.1.1 The weight of the barrel shall not exceed 2.5kg.
- 18.1.1.2 Muzzle brakes are not permitted.
- 18.1.1.3 Minimum trigger pull is 1.0kg.
- 18.1.1.4 Any sights, including magnifying or telescopic.
- 18.2 Ammunition**
- 18.2.1 Any type of ammunition including hand loads using the standard 7.62 x 51mm NATO cases or standard .308 Winchester case is permitted, subject to the following conditions:-
- 18.2.2 All competitors must acquaint themselves with signs that pressures of ammunition may be exceeding the safe limit for the combination of components in use.
- 18.2.3 A competitor must stop firing and report to the Range Officer if that competitor suspects their ammunition is producing dangerous pressures.
- 18.2.4 All competitors who observe the use of apparently dangerous ammunition by another competitor should advise the competitor to stop shooting and immediately notify the Range Officer.
- 18.2.5 The Range Officer must, if seeing a competitor having difficulty with ammunition which is producing signs of excessive pressure, take the following action:-
- Ensure that the competitor stops shooting.
 - Ensure that the competitor does not inconvenience others, if necessary making the competitor wait until others on the target have, completed their shots.
 - Examine the competitor's cases for signs of high pressure and if excessive pressure signs are found the Range Officer must not allow the competitor to fire again unless a change of ammunition is used.
 - Report the matter to the Match EO as soon as possible.
 - The NRAA takes no responsibility for any accident arising from defective or unsuitable ammunition or firearm.

18.3 Match Rifle Grading

- 18.3.1 All competitors entering a Match Rifle event will be included in Open Class.
- 18.3.2 The Competition may include a Reserve Grade competition with specifically reserved trophies/badges. All competitors entered in the competition shall be ranked according to their Grading Averages. The lower 1/3 (one third) of the entrants will be eligible to compete for Reserve Grade Prizes. These Reserve Grade Competitors will also be entered into the Open Competition.
- 18.3.3 Grading Scores will be calculated for each competitor based on their Grand Aggregate Score when taken as a percentage of the Grand Aggregate Score of the event winner. (*Excluding centre count*). Event winners will be awarded a Grading Score of 100 (100%) for the event.
- 18.3.4 The following competitions attract Grading Points for the purposes of calculating the current grading list.
- a) The most recent two (2) National Championships.
 - b) The most recent two (2) State Championships for each State which holds a championship.
 - c) Any Prize Meeting of a standard deemed eligible by the AMRA Executive Committee, shall be included for a period not exceeding two years.
- 18.3.5 The Grade Point of a competitor shall be calculated as the average of his/her four (4) highest Grading Scores (all scores to count if less than four) awarded for events covered by the current Grading Period.
- 18.3.6 Grading Scores will not be awarded to a competitor who has an incomplete shoot. i.e. where an entrant retires from an event or does not complete all ranges.
- 18.3.7 In the case of new competitors without scores from previous competitions or insufficient scores in the grading period, then the Executive of the AMRA or relevant State Match Rifle Association/Club will decide the grading on an assessment of the deemed ability of that competitor.
- 18.3.8 The AMRA shall appoint a Grading Officer who will prepare and maintain a Master Average Register of all relevant competitions.
- 18.3.9 The AMRA Executive may regrade a competitor if his/her actual performance is markedly different from his/her Grade Point average, and he/she has less than four current Grading Scores.

18.4 Match Conditions and Procedures

18.4.1 Time Limits

For rifle events at distances 1000, 1100, 1200 yards:- (or their Metric Equivalents)

- 18 minutes for 10 shot match per shooter.
- 23 minutes for 15 shot match per shooter.
- 30 minutes for 20 shot match per shooter.

18.4.2 Shooting Position

- 18.4.2.1 Any shooting position is allowed, subject to the conditions, provided that such position is not considered to be either unsuitable to the firing point and the target arrangements or dangerous. The supine position is permitted.

18.4.3 Support

- 18.4.3.1 A rest may be used to support the forward hand or forearm. The rest must not touch the rifle. The butt must not rest on the ground.

18.4.4 Marking

18.4.4.1 The following method of marking shall be used to indicate the shot position and the value.

Score	Centre Bull	Bulls Eye	Inner 4	Magpie	Outer 2
Spotter Colour	Red	Green	Red	Green	Red

18.4.4.2 When F Class Open or F/TR is shot at State or National Competitions an ICFRA 1000 yds Super V is to be used and the shot position to be marked with a white spotter.

18.5 Targets and Distances

18.5.1 Normal distances shot range from 1000 yds to 1500 yds or metric equivalent, subject to 18.5.3.

18.5.2 (Rescinded)

18.5.3 These distances may be varied by an Organising Committee as appropriate subject to the distance conforming to the Approved Range Safety Template and Range Standing Orders.

18.5.4 In all cases, the Target used shall be the NRAA First Class Target, 2400mm. x 1800mm, but with the following dimensions marked on them which shall be the same for Imperial and Metric Distances. The dimensions are as follows:-

Aiming Mark	Centre Bull	Bulls Eye	Inner 4	Magpie	Outer 2
1020mm.	305mm.	610mm.	1220mm.	1800mm.	ROT

18.5.4.1 When F Class Open or F/TR are shot at State or National Championships, an ICFRA 1000yds Super V measuring 127mm shall be placed inside the central bull. The Super V shot shall be marked as an X on the competitor's score card. The Super V shall be used for scoring purposes in F Open and F/TR, with normal SSR scoring and countback procedures to apply.

18.5.5 In all cases, the scoring area described as "Hit (Score 1)" on the normal NRAA First Class Target, shall be discarded and all the area outside the Magpie circle of 1800mm. shall be marked as an Outer 2.

CHAPTER 19

LONG RANGE BLACKPOWDER TARGET SHOOTING

19.1 Rifles

19.1.1 Three categories of long arm are suitable for long range black powder target shooting.

(a) Muzzle Loading:-

The bullet and powder are loaded from the muzzle and seated with a ram rod. The rifle is then primed externally with a percussion cap. Rifles in this category include Rigby, Whitworth, Henry, Enfield small bores, Enfield and Springfield military muskets.

(b) Percussion Breech Loading:-

The bullet and powder are loaded from the breech, the action then closed and the rifle primed externally with a percussion cap. Rifles in this category include Sharps, Westley Richards and Calisher-Terry.

(c) Metallic Cartridge:-

These rifles are conventional self-contained cartridge loaded with black powder. Rifles in this category include Remington Rolling Block, Sharps, Martini Henry, Alexander Henry, Enfield Snider, Winchester/Browning High Wall, Ballard, Springfield "Trap Door" and Rugers No.1 and 3 in appropriate calibres.

19.1.2 The rifles listed are single shot, ranging in calibres from .45 to .58 inch. Bullets are soft lead or lead alloy.

19.1.3 Pyrodex may be substituted for black powder.

19.2 Safety Rules

19.2.1 The following additional safety rules to those specified for Target Rifle Shooting are to be applied:-

19.2.1.1 Eye protection is to be worn.

19.2.1.2 Loose powder is not to be loaded direct from a flask.

19.2.1.3 Loading of muzzle loading rifles may be carried out on the firing point or in a designated area immediately behind the firing point. Loading of all other categories of rifles and capping is to be carried out on the firing point.

19.2.1.4 Powder containers [excluding flasks and measures] must be kept at least 5m from the firing point.

19.2.1.5 Clearances are:-

(a) Normal for breech loaders, and:-

(b) Muzzle loaders are to 'prove' clear by firing a cap in a safe direction.

19.2.1.6 Should it be necessary to order 'unload' the loaded shot must be fired before rifles can be cleared.

19.2.1.7 Capping off, fouling / clearing shots not fired at the target are permitted at the Range Officer's discretion.

CHAPTER 20

F CLASS TARGET SHOOTING [FC]

NOTE:- Where these rules for both F Open and F Standard do not specifically cover a particular subject that may arise then the Rules as pertaining to TR shall apply.

Ring and Target Dimensions

As from March 2011 all targets and scoring procedures for F Open, F Standard and F/TR shall be as per the rules and dimensions laid out in Chapter 13 of these rules. A Centre Bull will be marked as 6 points. A Super V will score 6 points and will be marked as an "X". The number of Super V's scored will be used for count-back purposes as per Chapter 7 of these Rules.

20.1 Open Rifle

20.1.1 Rifles and Equipment

Any rifle that may be legally held by the competitor for use on the range may be used, excluding return-to-battery rigs or similar and subject to the following conditions.

20.1.2

- (a) An F-Class Open Rifle may be of any calibre up to and including 8mm. When groove diameter is included this is determined as 8.204mm (or .323"). The overall weight must not exceed 10kg including all attachments (such as, but not limited to, its sights and bipod, rain protection material, if any). NB: An attachment is defined as any external object (other than the competitor, his sling (if any) and his apparel) which recoils (or partially recoils) with the rifle, or which is in any way joined to the rifle for each shot, or which even slightly raises with the rifle when vertically lifting the rifle from its rest(s).
- (b) Projectiles used for F Open may be modified by competitors. This includes Metplatting and Pointing of projectiles. Ammunition components and powder need not be sourced solely from the NRAA.

20.1.3 Rifles must be manually operated and all shots must be loaded and discharged singly. A magazine, if legally permitted and fitted, may only be used as a loading platform for single rounds.

20.1.4 Muzzle compensators or muzzle brakes are not permitted.

20.1.5 Triggers must be manually operated: electronic set or "release" triggers are not permitted.

20.1.6 The weight of a trigger pull is unregulated, but must be safe and conform to the requirements of rule 20.1.7.

20.1.7 A trigger is deemed "safe" if vigorous cycling of the action does not result in the firing pin being released. Refer to Rule 3.5.2.4 for details of this test. Any failure will lead to the trigger being deemed "unsafe" and the rifle may not be used until the trigger is made "safe".

20.1.8 Sighting systems are unrestricted, providing they must be aligned with the eye for each shot, and must be included in the overall weight.

- 20.1.9 Barrel extensions of any length may be fitted to mount the foresight or to act as a counterweight or tuner, but must be included in the overall weight.
- 20.1.10 A competitor may use as many rifles as he or she wishes but may not change rifles during the shooting of a particular application (match) unless approved by the CRO and then only if there is a malfunction with the rifle.
- 20.2 Rests**
- The prone position must be used with the barrel protruding over the front of the mound.
- 20.2.1 A rifle may have one front and one rear rest. A front rest can be attached to the rifle, or be unattached. A rear rest must be unattached. Front and rear rests may not be connected to each other.
- 20.2.2 No part of the rifle, with the exception of an attached front rest, may rest directly on the ground, or on any hard surface.
- 20.2.3 An attached front rest must have its weight included in the rifle's overall weight. There is no weight limit for unattached rests, front or rear.
- 20.2.4 The rifle may be supported by a front rest or bag, which may be fully adjustable for position but may not provide a positive mechanical method for returning the rifle to its point of aim for the previous shot. The front rest may be employed for either the rifle's fore-end or the shooter's forward hand as the only contact with the rifle. The area of contact between the front bag and the underside of the rifle fore-end may not exceed 76.2mm wide x 76.2mm long. It may have up to 3 spikes which can be pressed into the ground up to 50mm, unless the use of spikes is prohibited by local conditions.
- 20.2.5 Rear Rest
- (a) A rear rest must use a sandbag as the only contact with the rifle. It may not be attached to the front rest.
 - (b) Any number of simple objects of any material, including additional sandbags, may be placed underneath the rear sandbag to stabilise it or make allowance for variations in slope of the mound. This includes 'donut' bags.
 - (c) A plate of board may be used to create a stable platform for the bag to sit on and may include spikes limited to 50mm. in length, unless spikes are prohibited by local conditions.
 - (d) The plate or board may not have side rails or raised edges and the bag must be free to move horizontally in all directions.
 - (e) There may be no mechanical means of adjusting the bag, either laterally or vertically.
- 20.2.6 The contents of front and rear sandbags shall be a dry, finely (<5mm) divided substance such as, but not limited to sand, or grain, packed loosely enough so that the bag can be visibly deformed with the fingers.
- 20.2.7 A front rest may be mechanically adjustable for both windage and elevation. A rear rest must not be mechanically adjustable. Rests may be adjusted before each shot.
- 20.2.8 A sling may be used in addition to any of the rests mentioned above.
- 20.2.9 All shooting will be conducted from the prone position, however the use of a portable bench may be permitted when the competitor suffers a physical disability and has received approval to do so by their State or Territory Association and/or if permitted under the conditions of the competition as advertised by the promoting body.

20.3 Time Limits

As per Rules 4.1.4 to 4.1.4.11 inclusive.

20.4 Range Equipment

Range equipment such as shooting mats, jackets, spotting scopes as per TR rules.

20.5 Targets and Scoring

Normal Target Rifle targets will be used. A Centre Bull will score 6 points. Super V's score 6 points, are marked as an "X" and used for Count-backs. Count-backs are decided as per Chapter 7 of these rules.

20.5.1 All shots on the target close to the scoring lines must be gauged to 7.82mm.

20.6 Ring and Target Dimensions

As from March 2011 all targets and scoring procedures for F Open shall be as per the rules and dimensions laid out in Chapter 13 of these rules.

20.7 Sighting shots

Unless otherwise specified in the Match Conditions, all competitors shall be entitled to two sighting shots at each range.

20.8 Match Conditions and Procedures

- (a) Divisions:- There shall be one division - F Class Open.
- (b) Grading:- There shall be two grades - 'A' and 'B' Grade-at the discretion of the promoting body. The Grading System outlined in Rules 12.8 to 12.12.3 shall be used for grading F Open Competitors.

20.9 Standard Rifle

20.9.1 Rifles and Equipment.

Any bolt action rifle chambered for use with the 7.62mm x 51mm NATO (or .308W), or the 5.56mm x 45mm NATO (or .223 REM), is approved for all F Standard competitions, subject to the following:-

20.9.2 Rifle Weight

- (a) In all cases, the maximum weight of an F Standard Rifle shall not exceed 8.5kg. This shall include all sights and attachments including rain protection material whilst shooting but shall not include any front or rear rest used whilst shooting.
- (b) If a separate rest such as a pedestal Rest is used that is not attached to the rifle, then this shall not be included in any weight measurement.
- (c) If a Bipod is attached as a front rest then the combined weight of rifle and Bipod shall not exceed 10.5kg, of which part the rifle may not exceed 8.5kg.
- (d) As an example of the maximum weight of rifle and bipod, a rifle of 7.8kg would be able to have a bipod of 2.7kg attached.

20.9.3 The stock may be of any material and be shaped or modified to the shooter's requirement with a maximum width of 76.2mm (3 inches).

20.9.4 Any sight system may be used which must be aligned by eye for each shot. A spirit level may be attached to the barrel or foresight, or to a telescopic sight.

20.10

Rests

- (a) The rifle may be supported on front and rear rests, such as a bipod or a pedestal rest, providing that such rests do not give any mechanical assistance to return the rifle to the exact point of aim as that of the previous shot.
- (b) Any type of front rest may be used, which may or may not be attached to the rifle and may be employed to support any one of the rifle's fore-end, barrel, or the shooter's forward hand.
- (c) If the front rest is not attached to the rifle, a sandbag may be substituted filled with, but not limited to sand, gravel, grain or other suitable material, as a buffer between the top of the rest and the fore-end.
- (d) In lieu of a bag any other material may be used at the top of a pedestal rest provided such use does not contravene Rule 20.10.
- (e) No maximum weight limit is imposed on an unattached rest, however, the rifle must be able to be lifted clear of a front pedestal rest and rear sandbag without disturbing either rest in any way.

Front Rest

20.10.1

If the front rest is a pedestal type or a sandbag:-

- (a) The shooter may use his hand between the rest and the fore-end.
- (b) If the fore-end is in direct contact with the rest, the maximum bearing surface between the front bag or rest and the fore-end may be no greater than 76.2mm length, by 76.2mm width, by 25mm high on each side of the fore-end.
- (c) The base or feet of the front pedestal rest may be equipped with spikes no longer than 50mm which may be pressed into the ground unless spikes are prohibited by local conditions.

20.10.1.2

If the front rest is a bipod:-

- (a) the feet of the bipod may be placed on the ground, or on material such as carpet or on a flat board. A board may have spikes no longer than 50mm and may only be used if local conditions permit.
- (b) The bipod may be equipped with sliding feet. Spikes are not permitted to be fitted to the feet of a bipod. In all cases the feet of the bipod must be free to slide freely in any direction.

20.10.2

Rear Rest

- (a) A rear rest must use a sandbag as the only contact with the rifle. It may not be attached to the front rest.
- (b) Any number of simple objects of any material, including additional sandbags, may be placed underneath the rear sandbag to stabilise it or make allowance for variations in slope of the mound. This includes 'donut' bags.
- (c) The bag may be placed in a box. The box may use internal or external spacers but must not have spikes and must be free to move laterally.
- (d) A plate or board may be used to create a stable platform for the bag or box to sit on and may include spikes limited to 50mm in length unless spikes are prohibited by local conditions.
- (e) The bag or box may be restricted from rearward movement but must be free to be moved laterally.

- (f) There may be no mechanical means of adjusting the rear bag or box either laterally or vertically.
- 20.10.3 No part of the rifle may be in contact with the ground or any hard surface during the act of firing a shot.
- 20.10.4 A sling may be used in addition to the rests previously mentioned.
- 20.11 Triggers**
Set triggers and electronic triggers are not permitted.
- 20.11.1 The minimum trigger pull shall be 500 grams (1/2 KG) and the trigger must pass the Vigorous Cycling test as described in TR rule 3.5 to 3.5.6 inclusive.
- 20.11.2 A trigger shoe may be fitted.
Triggers must be enclosed and protected by a trigger guard.
- 20.11.3 Trigger testing may be carried out randomly by the Range Officer in accordance with TR Rules 3.5.2 to 3.5.2.3 inclusive.
- 20.12 Barrels**
Rifles may be fitted with any barrel suitable for firing the approved ammunition as set out in these rules.
- 20.12.1 The use of a compensator or muzzle brake is not permitted.
- 20.12.2 The use of a barrel tuning device is permitted.
- 20.12.3 Items may be placed over or attached to the rifle to deflect heat shimmer from the barrel or prevent dust or rain from getting into the action or scope and will be considered an attachment.
- 20.13 Ammunition and Components**
Will be in accordance with TR Rules 3.4 to 3.4.9 inclusive.
- 20.14 Safety Requirements**
Will be in accordance with TR Rules 3.5 to 3.5.6 inclusive.
- 20.15 Loading and Firing**
In all matches each round will be loaded and discharged singularly.
- 20.16 Sighting Shots**
Unless specified in the match conditions, the competitor shall be entitled to two convertible sighting shots for each match.
- 20.17 Time Limits**
As per TR Rules 4.1.4 to 4.1.4.11 inclusive.
- 20.18 Shooting Position**
All shooting will be conducted in the prone position, however the use of a portable bench may be permitted when a shooter who suffers from a physical disability has been granted approval to do so by their State or Territory Association and/or as permitted in the advertised conditions of the event by the promoting body.
- 20.19 Targets and Scoring**
As from March 2011 all targets and scoring procedures for F Standard shall be as per the rules and dimensions laid out in Chapter 13 of these rules. Normal Target Rifle targets will be used. A Centre Bull will score 6 points. Super V's score 6 points, are marked as an "X" and used for Count-backs. Count-backs are decided as per Chapter 7 of these rules.
- 20.20 Gauging**
All shots on the target close to scoring lines shall be gauged to 7.82mm.
- 20.21 Method of deciding Tied Scores**
As per NRAA SSR's - Chapter 7.

20.22 Shooting Mats

Shooting Mats are permitted. There is no restriction on thickness.

20.23 Clothing

Generally unrestricted, but if used as a shooting aid, must comply with Rules 3.2.3 to 3.2.5 inclusive and 11.1.2.1.

20.24 Spotting telescopes or binoculars may be used, but must not be attached to or support the rifle in any way.

20.25 Match Conditions and Procedures

(a) Divisions: There shall be one division - F Class Standard.

(b) Grading: There shall be two grades - A & B Grade - at the discretion of the promoting body. The Grading System outlined in Rules 12.8 to 12.12.3 shall be used for grading F Standard Competitors.

F/TR DISCIPLINE

NOTE:- Where these rules for F/TR do not specifically cover a particular subject that may arise then the Rules as pertaining to TR shall apply.

20.30 Technical Specification of Rifles and Ammunition

20.30.1. An F/TR Class rifle is limited to .223 Remington or .308 Winchester calibre chambers or their commercial metrification equivalents. Chamber dimensions must conform to SAAMI or CIP dimensions. Bore, Groove and Throat dimensions may be selected to suit bullets used. Ammunition may be commercially made or hand-loaded as defined in Rule 20.42. There is no restriction on bullet weight. The F/TR rifle class is limited to the use of an attached bipod and/or a sling as front supports, optionally together with a rear bag none of which provide a positive mechanical means of returning the rifle to its precise point of aim for the next shot. The overall weight must not exceed 8.25kg including all attachments (such as, but not limited to, its sights and bipod, rain protection material, if any). NB: An 'attachment' is defined as including any external object (other than the competitor, his sling, (if any) and his apparel) which recoils (or partially recoils) with the rifle, or which is clamped, magnetically or viscously held, or in any other way joined to the rifle for each shot, or which even slightly rises with the rifle when vertically lifting the latter from its rest(s). All other Technical Rules apply.

20.31. Triggers will be manually operated: electronic, set or "release" triggers are not permitted.

20.31.1. The weight of the trigger pull is unregulated, but must be safe and conform to the requirements of Rule 20.31.2

20.31.2 A trigger will be deemed "safe" if the sear engages on each occasion when the bolt is slowly and gently closed three times in succession with the barrel pointing upwards. Any failure will lead to the trigger being deemed "unsafe" and the rifle may not be used pending rectification.

20.31.3 Any Range Officer may at his absolute discretion, or on instruction from the Chief Range Officer, test any trigger prior to a shoot.

20.31.4 At the first range for the day, the "Vigorous Trigger" cycling test must be carried out as per Rule 3.5.2.4

20.32 Any sights may be used (including telescopic sights).

National Rifle Association of Australia Limited

- 20.33 Barrel extensions of any length may be fitted to mount a foresight or act as counterweight, but will be weighed as part of the rifle and will conform to all safety requirements of the host country.
- 20.34 Magazine: In countries where magazines are legal, a magazine - if fitted - will not be used except as a loading platform for single rounds.
- 20.35 Muzzle compensators or muzzle brakes are not permitted
- 20.36 Sound moderators are not permitted.
- 20.37 The FTR Rifle may be supported by an attached bipod which may not provide a positive mechanical method for returning the rifle to its point of aim for the previous shot. Each “foot” may terminate in a single spike, which may be pressed into the ground by up to 50mm (about 2”) provided this causes no significant permanent harm or indentation to the firing point. A “ski” facilitating free recoil is also permitted. The rifle or bipod may incorporate an integral mechanism for raising and lowering the fore-end. A sling may additionally be used in conjunction with a bipod.
- 20.38 No portion of the rifle’s butt or pistol grip may rest on the ground or on any hard surface.
- 20.38.1 The rifle may additionally be supported by a rear bag which may be appropriately shaped but may not be attached, clamped or held onto the rifle in any way. The rear bag may not be joined to the front rest/bipod, nor may it be spiked to the ground.
- 20.39 The contents of rear bags will be a dry, finely (< 5 mm) divided substance such as, but not limited to sand, gravel, or grain, packed loosely enough so that the bag will be visibly deformable by pressure of the range officer’s fingers.
- 20.40 The use of ‘tables’ i.e. a single flat solid surface extending under both front rest and rear bag is prohibited. Carpet or similarly flexible matting may be placed under the front rest and rear bag. Separate flat boards and or plates not exceeding the dimensions of the individual rests by 51mm on a given side may also be placed under the front rest and rear bag. In the case of a bipod the board or plate may be as wide as necessary to accommodate the bipod at its widest point, but not be more than 30cm front to rear. It is not permitted to provide tracks for the guidance of bipod feet. No levelling screws or protrusions are allowed on these boards or plates. They must be flat on the top and bottom.
- 20.41 Rest or bag may be adjusted after any shot, in order to change the point of aim and/or to compensate for the rifle’s recoil having caused such things as rest movement and/or sandbag settling.
- 20.42 Ammunition may be commercial or handloaded but loaded in a manner consistent with the ammunition industry’s accepted standards; must be safe to fire in the rifle for which it is intended and must meet in all respects the limitations of any range regulations (e.g. calibre, velocity, muzzle energy etc.).
- 20.43 A State or Territory Association may on application permit such modification to the rifle, clothing or equipment of a physically disabled competitor as may assist him to compete on equal terms with other competitors.

- 20.44 During the course of a Team or Individual Match, a competitor may not change his rifle unless it (or its sight) becomes unsafe or unserviceable and only if the RO or Referee verifies this to be so. Deteriorating grouping ability of the rifle due to barrel fouling or any other non-visible cause will not be considered a malfunction.
- (a) In F/TR a switch to a different calibre is permitted.
- (b) If the switch occurs after the first shot to count in a string of shots, a further sighter is NOT permitted.
- 20.45 Dress and Aids to Shooting**
- 20.45.1 Equipment boxes/bags may be taken onto the firing point provided they do not inconvenience other competitors and are not placed so as to shield the competitor, or his rifle, from wind or rain or sun. The maximum permitted height of such shooting box/bag is 300mm.
- 20.46 Screening. A barrel mirage band is permitted and black or coloured adhesive tape may be applied to the top surface of the barrel. A flexible or rigid cover may be used to prevent dust or rain from getting into the action. More general cover may be provided by a piece of transparent material not exceeding 1 metre square over the scope and action which:-
- 20.46.1 Does not interfere with the RO's visibility over whether the bolt is open or not,
- 20.46.2 Is attached to the rifle in such a way as to ensure that the material cannot be blown away by wind or muzzle blast, and
- 20.46.3 Does not interfere with the shooter's partner or his equipment.
- 20.46.4 Personal shooting 'tents' are not permitted.
- 20.47 Personal wind indicating or measuring devices of any description are forbidden on the firing point or visible from the firing point. "Wind Correction Tables" in printed form, or as "slide rules" are permitted. National, State or Team flags, flown at the back of the Team Area are not considered a contravention of this rule.
- 20.48 Time Limits**
- As per Rules 4.1.4 to 4.1.4.11 inclusive.
- 20.49 Targets**
- Normal Target Rifle targets will be used as per Chapter 13 of these Rules.
- 20.50 Ring and Target Dimensions and Scoring**
- As from March 2011 all targets and scoring procedures for F/TR shall be as per the rules and dimensions laid out in Chapter 13 of these rules. A Centre Bull will score 6 points. Super V's will score 6 points and be marked as an "X". Super V's shall be used for Count-Back purposes as per Chapter 7 of the SSR's
- 20.51 Sighting Shots**
- Unless otherwise specified in the Match Conditions, all competitors shall be entitled to two convertible sighting shots at each range.
- 20.52 Safety Requirements**
- Will be in accordance with TR Rules 3.5 to 3.5.6 inclusive.
- 20.53 Loading and Firing**
- In all matches each round will be loaded and discharged singularly.

20.54 Shooting Position

All shooting will be conducted in the prone position, however the use of a portable bench may be permitted when a shooter who suffers from a physical disability has been granted approval to do so by their State or Territory Association and/or as permitted in the advertised conditions of the event by the promoting body.

20.55 Gauging

All shots on the target close to scoring lines shall be gauged to 7.82mm.

20.56 Method of deciding Tied Scores

As per NRAA SSR's - Chapter 7.

20.57 Shooting Mats

There is no limit to the thickness of shooting mats

20.58 Clothing

Generally unrestricted, but if used as a shooting aid, must comply with Rules 3.2.3 to 3.2.5 inclusive and 11.1.2.1.

20.59 Spotting telescopes or binoculars may be used, but must not be attached to or support the rifle in any way.

20.60 Match Conditions and Procedures

(a) Divisions: There shall be one division-F/TR

(b) Grading: There shall be one Grade Only

CHAPTER 21

300M ISSF

Competition Levels

In recognition of developing and encouraging participation in 300m ISSF shooting, NRAA have two levels of competition.

21.1

Level 1

Level 1 must comply with the rules and regulations of the ISSF. Participants who wish to count scores for nominated elimination matches towards Australian Team selection must comply with these regulations.

21.2

Level 2

Level 2 NRAA 300m Class will permit those electing to shoot using equipment strictly as permitted under NRAA Standard Shooting Rules for TR. Participants in this level will not be eligible for inclusion in and may not have scores count towards selection in any 300m International Events.

This variation of the equipment rule allows NRAA members, not seeking selection in Australian teams to contest NRAA conducted 300m events, including the National Championship, State Championships and State Team events.

21.3

Match Conditions

With the exception of 21.2, all 300m ISSF matches shall be conducted in accordance with ISSF Special Technical Rules – Bigbore Free Rifle, and as amended from time to time.

21.4

Safety

ISSF safety rules and procedures are consistent with and encompass the NRAA Safety Rules and procedures for TR competitions and practices, except that, as there is no scorer or check scorer behind each shooter in a 300m ISSF match, the following must be observed:-

21.4.1

Before removing a rifle from the firing point either during a competition or at the completion of the match, after unloading and removing the bolt, the shooter must have the Range Officer verify that there are no cartridges remaining in the chamber or magazine.

21.4.2

During the competition the rifle may be laid down only after it has been unloaded. The breech must be left open and the muzzle must be pointing down range and at the direction of the targets.

21.4.3

All shooters and officials must be familiar with the Safety Rules and requirements and shall ensure all rules are enforced and adhered to at all times.

21.4.4

Full details of the safety provisions are outlined in the ISSF Special Technical Rules – Rifles, Safety, and in SSR's as amended.

CHAPTER 22

600 & 1000 YARD GLOBAL BENCH REST

Rules for 600 & 1000 yard Benchrest Rifle Shooting Competitions in Australia

22.0 Preamble (600yds & 1000yds)

At the December 2016 Annual General Meeting of the NRAA the inclusion of 600 yds Benchrest as a competition was approved by the NRAA Board. The rules for 600 BR shooting are in general, the same as the 1000 yds Rules listed below.

At the end of this Chapter starting at Rule 22.11 there is a separate reference to 600 yds BR shooting and any differences in rules or procedures to the 1000 yds section are outlined there.

22.1 Introduction

- (a) 1000 yard Benchrest Rifle matches in Australia broadly follow the match procedures and rules conducted in the US and the UK. As has been found in other competing countries, minor adjustments have been needed to best suit the situations and/or range equipment of the local organisers and the conduct of each country's matches have evolved to meet these situations. The following rules have developed over the past ten years to reflect this.(For a brief history of the development of 1000 yard Benchrest shooting please refer to separate document called "1000 yd. competition in Australia").
- (b) All competitors and match procedures are subject to the rules and regulations pertaining to the Host Club. In most cases this will be an NRAA affiliated club so the procedures laid out in the Standard Shooting Rules (SSRs) will pertain.
- (c) Competitors are expected to familiarise themselves with those Rules and also any specific firearms licensing requirements. At all times all personnel at any event will be under the control and direction of the designated Range Officer and/or Target Butts Officer.
- (d) Host Clubs can determine procedures, according to these rules, which best suit the organisational circumstances of their members and their range equipment.
- (e) Host Clubs can also determine their own membership requirements and should outline and advertise such in all programs or annual calendar of events.
- (f) Any equipment, procedures or behaviour deemed unsafe may result in disqualification and removal from the range property.

22.2 Specific Equipment

22.2.1 Rifle Classes

- (a) There are two rifles classes used in competition: Light Gun and Heavy Gun.
- (b) Rifles used in both classes shall be less than 40 calibre, or as is determined by Host Clubs in accordance with their own Range Rules or State legislation.

22.2.2 Light Gun

- (a) Light Gun rifles have a maximum weight of 7.71 kilograms (17 pounds) and are fired from sandbag rests front and rear. There are no restrictions on the shape or width of the stock or the barrel contour. Muzzle brakes are allowed in the Light Gun subject to any range restrictions and/or the Rules of the Host Club. Muzzle brakes that exhaust to the rear or are of a clamshell design are not allowed.

22.2.3 Heavy Gun

- (a) Heavy Gun rifles have no weight limit. There are no restrictions on the shape or width of stock or the barrel contour. Muzzle brakes are not allowed. Rifles must be fired from sandbag rests front and rear but the rear sandbag rest can be part of a mechanical rest.

22.2.4 Rests

- (a) A sandbag is defined as a bag having a leather or cloth type of covering that is capable of being easily flexed by the fingers. It can contain a dry, finely divided non-metallic substance such as, but not limited to, sand, gravel or grain, without additive and packed loosely enough that the bag can be easily deformed by pressure of the fingers. The rear sandbag may contain compartments or “ears” and have the base of the bag made from a thicker layer of similar material (e.g. leather or rubber). Lubricant such as talcum powder, graphite powder or Vaseline may be used on the bag if required.
- (b) A front sandbag rest shall support the front part of the rifle and a rear sandbag rest shall support the rear part of the rifle. Neither can be attached to the bench, to the rifle or each other and must be moveable in all directions independently of each other. No device of any kind can restrict the upward movement of the rifle and the rifle must be capable of being lifted clear of the sand bags and rests without exerting more effort than would be required to support the rifle itself.
- (c) Any part of the rifle resting on a sandbag must maintain a minimum 13mm distance from any part of the retainer or container that holds the sandbags. Wherever the rifle contacts on its sides there may be a maximum of sand 13mm high and a minimum of 13mm thick on either side. Sandbags for front rests must be a minimum of 38mm wide and 100mm long. Sandbags for rear rests must be a minimum of 38mm wide and 75mm long.
- (d) Any sandbag used as a rest without support from a retainer or container and that has movement without restraint need not comply with rule 22.2.4.(c) above.

22.2.5 Rests for Light Gun

- (a) Rifles are fired utilising sandbag front rests that may be supported on a pedestal. This may incorporate adjustments for windage and elevation and does not co-act with the sandbag to restrict upward and/or rearward movement of the rifle. The rear rest shall be a sandbag or combination of sandbags only. The rear rest must not be mechanical in nature. 'Bunny Ear' type bags are acceptable.
- (b) As bench heights on ranges will vary slightly a separate vertical spacer shall be allowed, if required, between the underside of the rear sandbag and the bench top to gain enough elevation. Such spacer shall not incorporate adjustments for windage or elevation, nor shall it contain any protrusions that can be inserted into the bench top or the sandbag. The top and bottom of the spacer shall be substantially flat. Examples include, but not limited to; a flat piece of timber, hard rubber or cork. The exception to these rules relates to the use of "donut bags" which are bags containing sand and these are subject to the same requirements as the rear sandbag itself.

22.2.6 Rests for Heavy Gun

- (a) Rifles are fired utilising sand bag front rests which may be supported on a pedestal and may incorporate adjustments for windage and elevation and that does not co-act with the sandbag to restrict upward and/or rearward movement of the rifle. The rear rest shall comprise of a sandbag that may be attached to a pedestal that may incorporate adjustments for windage and elevation and supports the rear part of the rifle stock between the pistol grip area and the toe of the butt. The rear rest for this class may also be simply a traditional sandbag similar to that used as a rear rest for a Light Gun.

22.2.6 Bi-Pods

- (a) The use of Bi-Pods is not allowed in official 1000 yard Benchrest competition. Host Clubs may determine to give some latitude in relation to this for events that may be termed as their "club events" but for no more than two visits per shooter.

22.3 Targets

- (a) The targets used shall be the standard GBA 1000 yard Benchrest target. The X ring is 3 inches (76mm), the 10 ring is 7 inches (178mm), 9 ring 13 inches (330mm), 8 ring 19 inches (482mm), 7 ring 25 inches (635mm), 6 ring 31 inches (787mm), 5 ring is 37 inches (940mm). The paper card size is 42 inches (1067mm) square. Targets are usually printed either black or blue on white. The 9 and 10 rings are a solid dark colour apart from a square area within the 10 ring.

22.4 Course of Fire and Time Limits

- (a) The course of fire for a single stage of a 1000 yard Benchrest Rifle match is composed of two parts, a "sighting period" and a "record period".
- (b) The sighting period is six minutes long. During the sighting period, the competitor can fire as many shots as they need to in order to determine their point of aim.

National Rifle Association of Australia Limited

- (c) The record period is for a maximum of ten minutes or at the completion of the last competitor's string, whichever is sooner. During the record period, Light Gun competitors will fire five (5) shots and Heavy Gun competitors will fire ten (10) shots at the record target.
- (d) Competitors are not allowed extra shots if some of their allocated record shots do not hit the target.
- (e) All shooters shall shoot from the designated benches. Shooting off-hand or from the prone position is not permissible.
- (f) Shots fired on record targets will be counted for score and measured for group and then recorded on the result sheets. Group size and target score are recorded separately. All ten shots for Heavy Gun and all five shots for Light Gun must be on the target sheet to allow group size to be measured and recorded. (Also see Rule 22.8.2(a)).
- (g) The Butts will indicate each shot fired at the sighter target. (See rule 22.5 1(b) below).

22.5

Match Procedures

- (a) Host Clubs shall determine the procedure for setting relays and target duty or to provide separate paid target crews as they desire. Matches or events may consist of one target, two target aggregate, three target aggregate or more for each class as determined by the Host Club.
- (b) Competitors may enter and shoot in both classes providing the equipment used meets the rules of each class and they pay the appropriate entry fees. Host Clubs have the discretion to allow or not allow competitors to enter and shoot in both classes.

22.5.1

Relays

- (a) Shooters are to be allocated relays. If competitors are allowed and they have entered in both classes, they should be placed onto separate relays. A relay may consist of a combination of competitors shooting Light Gun class and Heavy Gun class.
- (b) If the Host Club decides on a procedure to have competitor marking then it is the responsibility of each competitor to be available for duty in the Butts when called. For those unable to do the physical work of pulling target frames they should be assigned jobs like scoring or communications. All competitors must participate and carry out their duty in the Butts (subject to Match Organisers' discretion) or their scores and results for the day will not be recorded.

22.5.2

Getting on Target

- (a) Host Clubs should determine a system to assist getting each competitor sighted in and 'on target' before their relay commences. It is suggested that this be done immediately before the six minute sighting period begins for each relay. It is also suggested that each shooter be individually coached to get their shots on target. The assistance of other competitors may be required.
- (b) Competitors may have assistants help them during the six minute sighting period but during the ten minute record period for shooting, all non-shooters shall be back from the firing line as determined by the Range Officer.

22.5.3 Sighter Targets

- (a) When a shot is fired onto a sighter target, the target crew shall pull the target and mark the position of the shot by placing a coloured marking disc in the bullet hole to mark its position. The target frame will then be raised for the next shot. Subsequent sighting shots will require the target crew to move the marking disc to the position of the most recent shot and patch the previous hole. Targets during the sighting period will have no more than one marking disc displayed at a time.

22.6 Record Targets

22.6.1 The Host Club should give each competitor the choice of two arrangements for their record targets. They are:

- (a) Have every record shot indicated during the ten minute time period. This is commonly known as the “Marked” system.
- (b) Have no record shots indicated during the ten minute time period. This is commonly known as the “Blind” system.

22.6.2 The Range Officer should ask each competitor their choice before the six minute sighting period begins for each relay and notify the Butts Officer accordingly. If the match is part of a multi-target event a competitor may choose a different arrangement for subsequent record targets.

22.6.3 Marked Shots

- (a) If a competitor chooses option 22.6.1 (a), - from above, then each record shot will be indicated with a spotting disk and raised in as short a time as possible. As each subsequent shot is indicated in the same way so the shooter can see the group as it forms. No shots are to be patched out. At the completion of the Record period all the disks will be removed by the scoring team and the number of shots counted, scored and group size measured. It is recommended that the discs used for this purpose should be smaller than the disc used to indicate the sighter shots. These should be approx. 50mm in diameter and have a centre stick of a smaller diameter so they do not distort the bullet holes.

22.6.4 Blind Shots

- (a) If a competitor chooses option 22.6.1 (b), - from the above target marking options then the target will remain up and no shots will be indicated for the duration of the record period. At the completion of the relay and after the ‘cease fire’ command has been given those targets whose values have not been shown can have all of the shots marked for viewing if requested by the competitor.
- (b) After a short period of presentation all the targets from the relay will then be examined and scored before being recorded by the scoring team. Targets will then be replaced or patched out as determined by the procedure of the Host Club and at the direction of the Butts Officer. (Also see Rule 22.8.2.(a).)

22.6.5 Posting of Targets

- (a) Host Clubs can determine their own procedure about whether individual record targets will be returned to competitors or not. Subject to how the targets are constructed, the targets can either be patched out to be re-used again or returned to each competitor.

22.7 Range Commands

22.7.1 Sighting period

22.7.1.1 Orders for the Sighting period are as follows:-

- (a) The Range Officer shall announce "You have 6 minutes for your sighting period. You may insert bolts and Commence Fire" and notify the butts of the same.
- (b) After 5 minutes the Range Officer shall announce "You have one minute remaining for sighting shots".
- (c) At the completion of six minutes the Range Officer shall announce "Cease firing, prepare for your record shots".
- (d) The Target Butts Officers should be advised by radio to prepare for Record targets after the last sighter shots have been displayed.

22.7.2 Record period

22.7.2.1 Orders for the Record period are as follows:-

- (a) When the record targets are displayed and the competitors are ready the Range Officer shall announce "You have 10 minutes for your record shots, Commence Fire".
- (b) After 9 minutes the Range Officer should announce "You have one minute remaining".
- (c) At the completion of 10 minutes or earlier if all competitors are finished, the Range Officer shall announce "Cease Fire, remove your bolts and have your rifle cleared before leaving the firing line".
- (d) Extra time calls may be given as determined by the Range Officer.

22.7.3 Delays

22.7.3.1 If there is a delay of more than one minute between the end of the Sighting period and the commencement of the Record period then all shooters on that relay will be given the option of having a further sighting shot. If any one competitor requests it, then the whole relay will have a one minute period to fire one sighter shot if desired.

22.8 Results

22.8.1 The Scoring Team

- (a) Each record target will be scored by a Scoring Team appointed by the Match Director on the day.
- (b) The Scoring Team should consist of suitably experienced persons and should preferably include the Butts Officer. Persons assigned to each target frame can assist the Scoring Team with the scoring of the targets on their frame particularly when this involves potential crossfires or targets being examined with less than the required number of shots. The decisions of the Scoring Team and the Butts Officer are final.

22.8.2 Scoring Procedures

- (a) The score and group results for each target will be recorded separately on an appropriate score sheet. For a group size result all ten shots for Heavy Gun and all five shots for Light Gun must be on the GBA 1000 yard BR target paper (the target card). This may include shots that are outside of the scoring area. All targets should be examined for the required number of shots and the total confirmed with the Scoring Team before further scoring is undertaken.

National Rifle Association of Australia Limited

- (b) If the required number of shots cannot be found on a target then the Scoring Chief and assistants should examine nearby targets for possible crossfires and also carefully check each bullet hole for possible double ups before making a determination. If more shots are found on a target and they cannot be determined as being a crossfired shot or shots from another competitor, then the group will be measured counting all shots and the score will be calculated ignoring the highest scoring shot or shots. The determination of the allocated Scoring Team will be final.
- (c) If the event is a multi-target match (two or more targets) then the group sizes will be averaged and the scores will be aggregated to determine winners of the day. Host Clubs may determine their own procedure in regards to trophies and/or awards.

22.8.3 Ties

- (a) In the case of a tie for group average then the competitor with the higher total score shall prevail. For a tie on total score then the competitor with the most number of X ring hits shall be the winner or if still equal the competitor with the smallest group average shall prevail. If a tie still exists then dual winners will be declared.

22.8.4 Records

- (a) Potential State, National or International record breaking groups or scores should be carefully examined. In the case where Host Clubs use the glued target faces system or where targets do not normally get replaced between matches it is recommended that any targets having potential records be removed for later examination and that another prepared target be used for the rest of the match.
- (b) Records can be recognised for the following:-
 1. Smallest 10 shot individual group (Heavy Gun Class).
 2. Smallest 5 shot individual group (Light Gun Class).
 3. Highest scoring 10 shot individual target (including X ring counts) (Heavy Gun Class).
 4. Highest scoring 5 shot individual target (including X ring counts) (Light Gun Class).
 5. Highest 6 match group average (Heavy Gun Class).
 6. Highest 6 match group average (Light Gun Class).
 7. Highest 6 match score average in (Heavy Gun Class).
 8. Highest 6 match score average in (Light Gun Class).

22.9 Safety

- (a) The general procedures and Safety Rules pertaining to the NRAA's SSRs and the Host Club will apply. All competitors should make themselves aware of those Rules, as they will be separate from these rules.
- (b) Bolts should be removed from rifle actions at all times except where the Range Officer calls for the competitors to do so as per Rule 2.7.1.1.(a).
- (c) If a malfunction results in a stuck live round that cannot be simply removed from the breech end of the barrel, the firearm is to be made safe and removed from the range property for repair by a competent person. Under no circumstances is an attempt to be made to remove

National Rifle Association of Australia Limited

the round by insertion of a cleaning rod, or similar, from the muzzle.

- (d) As Bench Rest shooting encourages and facilitates handloading of ammunition it is the responsibility of every competitor to ensure that all safe practices and codes outlined for such procedures are diligently observed.
- (e) Competitors should note that decisions by the Range Officer, particularly in relation to any of these circumstances listed above, are final.

22.10

Facilities

22.10.1

Bench Design

- (a) Where possible benches provided for shooting should be a solid, rigidly constructed table preferably with a concrete top and a solid base or with a block base design. The height of the bench should enable a shooter of average build to comfortably sit to use their equipment. The size of the top should be suitably shaped, take into account left handed shooters and be of a reasonable size bearing in mind the type of equipment often used for these matches. This usually means a curved cutout section to the rear left and right hand corners.
- (b) The spacing or separation of the benches should be as wide as practical, preferably three meters apart. There should be some sort of roof covering (temporary or permanent) to offer protection from the elements. If a Club is to allow the use of muzzle brakes for the Light Gun class, then good separation of benches and position of roof cover is an important consideration. Portable or moveable benches may be used but they should be as rigid as is possible.

22.10.2

Target Equipment

- (a) Target frame machinery will usually involve target frames as commonly used at NRAA Target Rifle ranges in Australia. The frame to hold the target boards should preferably be large (such as the 800 metre Full Bore target) and have the GBA 1000 yd. target card placed in the middle of the board. This will assist everyone getting their shots onto target and help the markers identify any missed shots. Consideration should be given to a system that does not allow the target to blow away or fold and tear especially when wet.
- (b) Target faces may be glued onto target frame boards and patched out all day using the same face for many competitors. This shall be the prerogative of the Host Club. Conversely a Host Club might adopt a procedure where competitors can be given their own targets after they are scored and this will involve fitting a new target face for each competitor.

22.10.3

Wind Flags

- (a) The Host Club should provide some form of wind flags on the range. The typical arrangement being the usual red and yellow NRAA Target Rifle wind flags. Competitors may place their own wind flags or devices subject to the rules of the Host Club and these must not interfere or impede any equipment or other competitor.

22.11 Rules for 600 Yard Benchrest

Equipment

- (a) Rifles, rests, benches and other equipment are as per 1000 yard Benchrest.
- (b) Range Commands are as for 1000 yard Benchrest, except for the variations for timing and target sequence as stated below.
- (c) Safety requirements and commands are as per 1000yard Benchrest.

22.11.1 600 Yard Competition – Course of Fire:

- (a) This is an aggregate match with four targets combined for group average and total score. Groups will be added together and divided by 4 for average group size. Score will be computed by adding the value of the scoring rings containing bullet holes. For example:- a perfect score for one target would be fifty (50) points and a perfect match score would be two hundred (200) points.
- (b) All shooters will have a 6-minute sight in period for the first target and 2 minutes for each successive target. Shooters are permitted unlimited number of sighter shots during the sight in period. At the end of the sight in period shooters will have 10 minutes to fire their 5 record shots. No coaching or feedback is permitted during the record period, and all targets are to be shot 'blind'.
- (c) Clubs with pits have the following option: At this time a second record target will be hung. On the command of the range officer you will have one (1) minute to fire a sighter and have it spotted. At the end of this allotted time and at the command of the Range Officer all shooters must fire their second five (5) shots for record. After two (2) targets are completed all equipment will be removed from the benches and the succeeding relays will shoot two (2) targets each. Each two-target string will commence with a six (6) minute sighter period as described for the first.
- (d) If for some reason a period of more than one minute elapses between the end of the sighters and the commence fire, an additional one minute is allowed for an additional sighter shot. At the command of the Range Officer to "Commence Firing", the allotted time for both sighter shots and record string, in sequence, begins.
- (e) There must be five (5) verifiable shots on a record target. The Range Official and the target puller must review any target that appears to have less than five (5) shots for duplicate shots before it is removed from the frame. Their decision is final. The target in question must be signed and the total number of shots noted by the pit officer and the target puller. Targets in question may be reviewed by the match officials at the request of the Range Official.
- (f) Anyone shooting more than five (5) shots on their record target will be disqualified. If 6 shots appear on one target and 4 on another the shooter with 4 shots will be immediately disqualified. If the difference in calibre size can be determined or the group placement is obviously away from the 6th shot the pit chairman must decide whether the 6th shot belongs to the target with only 4 shots. If the determination is yes then the extra shot is discarded. In case no decision can be made by

the pit chairman the shooter with 6 shots has the choice of accepting the target or shooting over. The shooter is not notified of the group size or score until after he/she has made a choice. If the shooter elects to re-fire they will re-fire before the next scheduled relay begins.

- (g) In the event the Range Official cannot determine the 6th Shot and the shooter chooses to accept the target, the group size will be determined by measuring the terminal distance between the two most distant bullet holes in the target. Any bullet holes in excess of the 5 required shots will be disregarded as per the following procedure: any disqualified bullet hole or holes will not be one of the above mentioned terminal bullet holes used for the group measurement. Remaining bullet holes that must be disregarded shall be eliminated in the order of those possessing the highest score value to lowest value.

22.11.2 Target and Record

- (a) The Official Target shall be the Official 600 yds target as declared by the GBA (USA) from time to time.
- (b) 600 yds records in the following categories will be based on match results during the entire season.
 - (i) Heavy Gun Class**
 - (1) Smallest 5 Shot Group
 - (2) Highest 5 Shot Score
 - (3) Highest 4 Target Match Aggregate
 - (4) Smallest 4 Match Group Aggregate
 - (ii) Light Gun Class**
 - (1) Smallest 5 Shot Group
 - (2) Highest 5 Shot Score
 - (3) Highest 4 Target Match Aggregate
 - (4) Smallest 4 Match Group Aggregate

CHAPTER 23

SPORTER DISCIPLINE

This discipline is intended to allow commercially available (shop purchased) sporting/hunting/varmint repeating type centrefire rifles to be used on NRAA rifle ranges. The discipline is both participative and competitive, to allow new shooters with existing rifles entry into the sport.

23.1 Standard Rules

Following Rules are applicable to Sporter Discipline regardless of Class of Rifle being used:

- 23.1.1 Over the course of an aggregate, competitors are only permitted to change rifles should the first rifle become unsafe or unserviceable and only if the Range Officer verifies this to be so.
- 23.1.2 Any stock that fits within the weight restrictions for the class being competed in may be used and the action may be bedded in the stock.
- 23.1.3 Muzzles Brakes are permitted, subject to approval by the Organising body/Range Officer and provided they are allowed under the Range Standing Orders or Police Range Approval.
- 23.1.4 Any safe, mechanical trigger may be used. Triggers must be manually operated. Electronic set of release triggers are not permitted.
- 23.1.4.1 A trigger shall be deemed safe:
 - (a) if its activating mechanism is enclosed in a suitable trigger guard;
 - (b) vigorous cycling of the action does not cause the trigger to release.
- 23.1.5 Magazines may be used subject to approval of the Organising Body/Range Officer, the Range Standing Orders and Police Range Approval.
- 23.1.5.1 If the number of shots in a given match exceed the capacity of the magazine, additional magazines sufficient to complete the stage are permitted.
- 23.1.5.2 All magazines must be loaded and unloaded on the mound prior to and after the shooting detail.
- 23.1.5.3 The competitor is to be in the firing position before placing a magazine into the rifle and to the 'load' or the 'Range is Open' command has been given by the RO.
- 23.1.6 Rounds may also be manually placed into the magazine by virtue of single round loading, or by direct loading into the chamber of the rifle. Where removal of rounds from the rifle can only be achieved by cycling the bolt, rounds shall only be singly loaded.
- 23.1.7 On completion of the detail, the action of the rifle is to be opened, the bolt, magazine and any floor plate removed; the chamber and the magazine are to be inspected by the competitor and scorer to ensure that both are free from live rounds and empty cases; once confirmed the Empty Chamber Indicator (ECI) is to be inserted.
- 23.1.8 Any sight may be used, including magnifying or telescopic up to a maximum magnification of 25 X (times). Any telescopic sights with greater magnification must be set to a maximum of 25 X for the duration of the match. Sight magnification may be checked by the Range Officer at any time that does not unduly affect the shooter.

National Rifle Association of Australia Limited

- 23.1.8.1 A competitor found to be using magnification greater than 25 X, in the first instance shall be given a warning. Subsequent breaches shall result in deduction of score in alignment with Chapter 9.5.
- 23.1.9 Ammunition may be commercial or handloaded but loaded in a manner with the ammunition industry's accepted standards; must be safe in the rifle for which it is intended and must meet in all respects the limitations of any range regulations (e.g. calibre, velocity muzzle and muzzle energy). Refer to Chapter 3 - APPENDIX 1 Reference to CHAPTER 3 for approved cartridges and calibres.
- 23.1.10 Front Rests – The front of the rifle may be supported by a sporting type folding bipod (e.g. Harris, Atlas or similar)
- 23.1.11.1 Bipod legs in an unextended position must not exceed 36 cm (14 inches) footprint centre to centre of the point of contact with the ground.
- 23.1.11.2 The bipod must be resting directly on the ground with no mat or plate under the bipod.
- 23.1.11.3 The bipod must not be fitted with spikes or skis.
- 23.1.11.4 The bipod must not be connected to the shooting mat.
- 23.1.12 A rear bag may be used. If used, it must be easily deformable (by hand) and weigh less than 1.0 Kg. F-class style bags with ears are not permitted. No solid base or stacking plates are permitted.
- 23.1.13 A shooting mat may be used in accordance with TR and F Class Rules.
- 23.1.14 Scoring shall be as per TR rules as specified in 4.1.3 unless otherwise advertised by the Organising body.

23.2 Class of Rifles

- 23.2.1 The Organising body will determine which classes shall be competed for at any competition. Competitors should not expect all classes defined in this section to be offered for all matches. Rather, they are intended to provide consistent terminology for both competitors and organisers, and to ensure competition is as fair as possible.
- 23.2.2 The classes being competed for shall be advertised at least 7 days prior to the commencement of shooting.

23.3 Production Class (PC)

Any rifle purchased as a standard factory-made and manufactured (i.e. factory made mass produced for retail), commercially available sporting/hunting style rifle. It must have the original chambering (cartridge) without the features or attachments that would deem it in the style of target rifle, and which complies with the following conditions:

- 23.3.1 Barrels must be factory fitted, of original equipment manufacturer specification and no more than 66.04 cm (26 inches) in length – not including muzzle brake if fitted.
- 23.3.2 Weight shall be less than 6.5kg (14.3 lbs), including bolt, the mounted telescopic sight and bipod. No additional weights may be added to any part of the rifle.

23.4 Production Class Open (PCO)

Any rifle that does not fit the rules outlined in 23.2 including any rifle that would be deemed Production Class in 23.2 with the following modifications:

- 23.4.1 Rebarrelled or rechambered Production Class rifle with the replacement barrel not exceeding heavy varmint profile not exceeding 22.86 mm (0.9 inches) at the muzzle and 68.5 cm (27 inches) in length – not including muzzle brake if fitted.
- 23.4.2 Weight shall be less than 7.5 kg, including bolt, the mounted telescopic sight and bipod. No additional weights may be added to any part of the rifle.

CHAPTER 24

PRECISION SERVICE RIFLE

24. Preamble to Chapter 24

Precision Service Rifle (PSR) was originally developed as a means of shooting traditional service rifle as per Chapter 16, but with more modern equipment.

The adoption of PSR is aimed at attracting new members without dislocating traditional club activities, or inconveniencing existing range users, and other disciplines as PSR events can be held on the 'off' day of a club's weekend program.

Chapter 24 presents the means for PSR to effect a seamless integration into clubs' programs and offers another means of increasing membership of clubs and the NRAA

24.1 Introduction

24.1.1 Where there is no rule applicable within this section, the Standard Shooting Rules for Service Rifle, Chapter 16, shall apply.

24.1.2 These rules specify the procedures that are to be followed in all Club, District, State, Territory and National PSR events. Competitions are to be conducted with regards to the convening body offering four classes of rifle for competition purposes, namely, Open, NATO, Service Optic and Rimfire Class.

24.1.3 The following rules may be modified/alterd for an individual match but any modification or alteration to these rules must be clearly identified and outlined on the pre-released match flyer and Course of Fire.

24.2 Class of Rifle

24.2.1 OPEN Class

Any rifle in any chambering that conforms to the applicable range template where the rifle is being used, with no limit on weight of the rifle including all sights and attachments used while shooting, provided that the individual competitor can safely operate the rifle in all situations.

24.2.2 NATO Class

Any rifle chambered for use with the 7.62mm x 51mm NATO (or .308W), or the 5.56mm x 45mm NATO (or .223 REM), with a maximum weight of 8.5kg including all sights and attachments used while shooting.

24.2.3 Service Optic

Any rifle chambered for use with the 7.62mm x 51mm NATO (or .308W), or the 5.56mm x 45mm NATO (or .223 REM), fitted with an optic sight of no more than 4.5 power. Competitors in Service Optic class must also comply with all provisions of the rules for NATO class.

24.2.4 Rimfire Class

Any rifle chambered in .22LR. There is no limit on the weight of rifle or attachments used while shooting, provided that the individual competitor can safely operate the rifle in all situations. NOTE - Rimfire class is a separate competition.

24.3 Ammunition

- 24.3.1 Any, military surplus, factory loaded or hand loaded ammunition is permitted. It is the responsibility of each competitor to ensure that the ammunition used does not exceed the calibre, speed and energy restrictions of the hosting ranges template and in accordance with the prescribed match conditions. Competitors must provide proof of calibre, projectile and speed if requested by the organising body.
- 24.3.2 Ammunition may be scrutinised at the Range Officer's discretion. The Range Officer has the right to disallow any competitor's ammunition that is in their considered opinion, deemed to be defective or unsafe. The onus for future use is then upon the competitor.

24.4 Equipment

- 24.4.1 Sighting systems to be used must be aligned by eye for each shot, the use of a laser sighting system is prohibited. A spirit level may be attached to the barrel or foresight, or to a telescopic sight.
- 24.4.2 Slings
- 24.4.2.1 OPEN Class
There are no sling restrictions in Open class.
- 24.4.2.2 NATO Class
A sling, if fitted, may be used as an aid to steadiness. It must be generally of a service pattern and have 2 attachment points to fit to the rifle. Single point and target style slings are prohibited; however, a service patterned sling may be used either as a single point or two-point sling. The sling may be placed around one arm and/or wrist. The sling may be wrapped around the fore end of the rifle. The sling must not be attached to the rifle in such a manner as to prevent the firer from carrying out weapon handling drills safely. If a sling is fitted and not used, it may drape on the ground.
- 24.4.3 Triggers
- 24.4.3.1 OPEN Class
All triggers must have a minimum trigger weight of 500 g. Noting that the rifle will still need to pass the vigorous bolt cycle safety test as per Target Rifle section 3.5.2.4 of the S.S.R's
- 24.4.3.2 NATO Class
All triggers must have a minimum trigger weight of 1.0kg Noting that the rifle will still need to pass the vigorous bolt cycle safety test as per Target Rifle section 3.5.2.4 of the S.S.R's
- 24.4.3.3 Safety Catch
All rifles must have a functioning safety catch, unless fitted with an aftermarket trigger that does not come equipped with a safety catch yet complies with either 24.4.3.1 or 24.4.3.2 above.
- 24.5 Barrels**
- 24.5.1 Muzzle brakes, blast deflectors or flash hiders are permitted on any class of rifle.
- 24.6 Bipods**
- 24.6.1 Bipods must adjust the height of the rifle by means of leg length adjustment only and not by widening/narrowing the legs.
- 24.6.2 Bipods must not be pinned or attached to the mound or firing point by any artificial means.

24.7 Dress and Equipment

24.7.1 Clothing / PPE

- 24.7.1.1 All clothing must be of a soft, flexible and pliable material, which does not materially change its physical characteristics under commonly encountered shooting conditions. These same general specifications apply to any lining, seam and any normal tailoring reinforcements. The clothing worn would be normally described as street or field clothing and may be of a suitable robust construction for the purpose intended.
- 24.7.1.2 Specially constructed shooting coats, jackets, trousers, (as used in Small Bore and Full Bore etc), are not permitted.
- 24.7.1.3 Elbow pads may be sewn onto, strapped to the outer or worn under garments but must not be more extensive than is necessary to protect the elbows. No other padding is permitted.
- 24.7.1.4 Any straps, buttons, cuffs, hooks, laces, pockets, bindings, or any other device, whether a normal part of the garments construction or not, that may be construed as providing artificial support for the rifle, sling or competitors limbs or torso, are not permitted in either the outer or under garments.
- 24.7.1.5 Footwear - Full cover footwear must always be worn. Bare feet, thongs, sandals, etc, are not permitted on the firing mound or in the butts.
- 24.7.1.6 Headgear - Specialist Target Rifle shooting hats must not be worn.
- 24.7.1.7 Wet Weather clothing may be worn but must not be more extensive than is necessary.
- 24.7.1.8 Hearing protection is mandatory for all competitors and range staff whilst on the firing mound. It is highly recommended that competitors, range staff and observers, wear electronic hearing protection. Hearing and eye protection must be worn by all members in the butts during firing.
- 24.7.1.9 Gloves - Full bore shooting mitts of any type or style are not permitted however a glove may be worn to offer protection of the shooters hand but be no more than necessary.
- 24.7.1.10 Ground Sheets - A ground sheet may be used in all courses of fire for the protection of the competitor's clothing and/or equipment, provided that it is not constructed or used in such a way as to provide artificial support for the competitor or rifle.
- 24.7.1.11 Target/specialist shooting mats, as used in fullbore and smallbore shooting, rubber underlay, or any other suitable protective material are permitted to be used in their intended manner on ranges that have mounds manufactured from hard and inflexible material, e.g., concrete, bitumen, but not on regular grassed or dirt mounds.
- 24.7.1.12 Shooting Glasses - Safety glasses, prescription spectacles, contact lenses, coloured shooting glasses, sunglasses with conventional frames are permitted to be worn. Specialist shooting glasses (monocular style) must not be worn. No eyewear is to have sight blinkers, side blinds, aperture, sighting aid or any device that is clearly attached to the lens.
- 24.7.2 Equipment
- 24.7.2.1 Optical Aids - Binoculars, monocular, telescopes and spotting scopes are permitted provided their stands or tripods do not inconvenience other competitors and they provide no support or shelter for the rifle or competitor.

- 24.7.3.1 Rear Bags / Sand Bags / Squeeze Bags - A small rice/sand bag may be used but must not have a designated base or “ears”.
- 24.7.3.2 OPEN - The maximum size a bag may be approximately 28cm x 23cm x 10cm. The bag must not attach to the person or rifle in any way. Competitors may carry more than one bag, however only one bag can be used per serial.
- 24.7.3.3 NATO - The maximum size a bag may be approximately 21cm x 18cm x 8cm. The bag must not attach to the person or rifle in any way. Competitors may carry more than one bag, however only one bag can be used per serial.
- 24.7.4.1 Tripods - Tripods may be used where specified in match conditions. They must be manufactured of a sturdy material and provide sufficient support for the weight of the intended rifle and equipment. Tripod use must not interfere with the safe and efficient operation of the rifle or interfere with another competitor.
- 24.7.4.2 OPEN class may use any style of Tripod and clamping system.
- 24.7.4.3 NATO class tripods are to use either an open head, or if a clamping head is used it must be of general service issue or type, (EG Hog Saddle), or a faithful reproduction.
- 24.7.5 Barricades either man made or natural may be used where specified in match conditions. They must be manufactured in such a way as to provide sufficient support for the weight of the intended rifle, equipment and competitor. They may not be moved or modified in any way by a competitor unless permission is granted by the RO. An acceptable reason for moving or modifying a barricade may be for safety or to enable a competitor who has a physical impairment to adopt a stable firing position.
- 24.8 Rifle Functioning, Trigger Testing, Safety and Range Readiness Orders**
- 24.8.1 Misfires, Jams and Breakages - Competitors must use the same rifle for the duration of a match. Where a rifle becomes unserviceable because of mechanical failure or for safety reasons, verified by the Range Officer or a knowledgeable adjudicator from the organising body, a competitor may, with the permission of the Range Officer, use another rifle. If a competitor is short of ammunition due to the reshooting of a serial, that competitor may be allowed to use another rifle to complete the match with permission of the Range Officer.
- 24.8.2 Misfired Rounds - For a misfired round during deliberate matches or sighting shots, a competitor may replace the defective round and continue if it is safe to do so. During rapid and snap matches, a misfired round will not entitle the competitor to a re-shoot.
- 24.8.3 Fired Rounds - In any match, the competitor is only to fire the prescribed number of rounds as outlined in the match conditions and is not allowed to ‘catch up’ rounds in a subsequent target exposure or serial. A fired round is defined as any round fired by the competitor whereby the projectile leaves the barrel.
- 24.8.4 Trigger Testing - Trigger testing may take place during equipment scrutineering before a match, or at any time deemed convenient by the organising body. If a rifle fails the test, the competitor is to surrender the rifle into the possession of the Range Officer (RO) who is to retest the trigger with the competitor present as a witness to the test after the rifle cools down. If the trigger still fails, the competitor will be placed into OPEN division if the trigger weight is above 500 grams. In the event of an appeal, the competitor is not to use that rifle until the appeal has been dealt with. The competitor may use an alternative rifle pending

the completion of the appeal process. If the appeal is upheld, the points forfeited will be reinstated.

- 24.8.5 Dry Firing - Dry firing with an unloaded rifle may only be done from the firing mound before the commencement of the serial and while the range is open to shooting. The rifle must be cleared safe before the competitor retires from the mound with that rifle.

24.9 Firing Point Readiness Orders

- 24.9.1 *'Load'*- On the command 'Load', the competitor is to place a loaded magazine into the rifle or place rounds manually into the magazine by virtue of a charger clip or by single round loading, or by direct loading to the chamber of the rifle. The action is to be in the opened condition until the command 'Action' is given.
- 24.9.2 *'Action'*- On the command 'Action', competitors are to close the action in a manner that feeds a round into the chamber. The rifle is to be in the shoulder whilst chambering a round with the muzzle pointed towards the butt's area. The trigger finger is to be kept outside the trigger guard and any safety mechanisms engaged.
- 24.9.3 *'Is There Anyone Not Ready?'*- If the competitor is not ready to commence the practice, i.e., not in the action condition, they are to indicate to the Range Officer in an appropriate and safe manner. Preferable by replying loudly *"Not Ready!"*
- 24.9.4 *'Instant'* - On the command "Instant" the competitor is to disengage any safety mechanisms, the trigger finger is to be kept outside the trigger guard until the *'Watch and Shoot'* or *'Watch move and shoot'* command is given.
- 24.9.5 *'Watch and Shoot'* - On the command 'Watch and Shoot', the finger may be placed inside the trigger guard. On the appearance of the targets, the competitor may commence firing in accordance with the match conditions.
- 24.9.6 *'Watch, Move and Shoot'* - This command relates to the movement of the competitor from one distance to another or from one position to another. The rifle may be loaded but must not be actioned. The bolt must be opened and to the rear, the finger must not touch the trigger or trigger guard until the competitor is in the designated firing position.
- 24.9.7 *'Unload'* - On the command 'Unload', the action of the rifle is to be opened, the magazine is to be removed and the chamber is to be inspected by the competitor to ensure that both are free from live rounds or empty cases.
- 24.9.8 *'Inspect Firearms'* or *'Inspect Weapons'* - On the command, the competitor is to remove the bolt from the rifle and present the rifle for visual inspection by the range safety staff. There should be two safety officers who, starting from each end of the line, will each independently inspect the chamber and the magazine of the rifle, thereby ensuring that both are clear of any live rounds or empty cases. Note: it is necessary to remove the magazine for inspection and this should have been done in 25.3.7 Once inspected, each safety officer will audibly declare each competitor's rifle 'Clear' before proceeding to the next competitor. As the two safety officers meet and their duties overlap, the audible order will change to 'Clear to Remove'. Then and only then, will any competitor be free to remove the rifle from the firing mound.
- 24.9.9 *'Rest'* - Where the Range Officer calls "Rest", competitors are to apply safe and await the order to return to *'Instant'*.

- 24.9.10 'Cease Fire' - When the Range Officer calls 'Cease Fire' the Firing Range has become UNSAFE. All competitors are to stop firing immediately, open bolts to the rear and remove Magazines. Then await next command from Range Officer.

24.10 Firing Point Procedure

- (a) When the firing detail is called, the competitors are to assume their firing positions to the left of the target lane pegs on their allocated firing lane.
- (b) No part of the competitor's body or accoutrements is to encroach into any adjoining firing lane.
- (c) No competitor is to make a hole in the firing point mound which would assist in providing an aid to steadying the rifle.

24.11 Firing Positions

- 24.11.1 Prone Unsupported - The butt of the rifle is to be placed against the shoulder and all parts of the rifle and the arms below the elbow, including clothing, must be visibly clear of the ground and all other objects. If a sling is fitted to the rifle and it is not used as an aid to steady the rifle, it may drape on the ground. The rifle and the back of the forward wrist must be physically clear of the ground. The rifle is to be held with both hands thereby maintaining complete control.
- 24.11.2 Prone Supported - As per prone unsupported but any means of artificial support may support the rifles for-end (typically an attached bipod) and a small rice/sand bag, as per 24.7.3, may be used to support the rear of the rifle.
- 24.11.3 Prone Supported – Pack - As per prone supported however only a competitor's backpack may support the rifle. The rifle must rest on a traditional pack surface not on any attachments and no cradle style rests are allowed to be attached to the pack. (No bipods are permitted and if attached must be in the folded away position). A rear bag as per 24.7.1-24.7.3 may be used in addition to the pack.
- 24.11.4 Prone Supported – No Rear Bag - As per prone supported but no means of artificial support may be used to support the rear of the rifle. Only a competitor's fist/hand (including a glove) may support the rear of the rifle.
- 24.11.5 Sitting Unsupported - The weight of the body is to be supported on the buttocks. No part of the body above the buttocks is to touch the ground or any other object. Legs may be parted or crossed and may be in front of the edge of the firing point. The buttocks are not to be positioned forward of the lane marking pegs or in front of the firing mound. A sling, if fitted, may be used as an aid to steadying the rifle. The butt of the rifle is to be placed against the shoulder. The elbows may be placed on or against the knees or legs to support the weight of the rifle. The rifle is to be held with both hands thereby maintaining complete control. No other means of artificial support may be used.
- 24.11.6 Sitting Supported – As per sitting unsupported but a tripod/bipod, as per 24.7.4 and a rice/sand bag, as per 24.7.3, may only be used to support the rifle/person.
- 24.11.7 Kneeling Unsupported - No part of the body is to touch the ground or any other object except the forward foot and/or the back leg from the knee/s downward. The forward elbow/arm may rest on the knee. A sling, if fitted, may be used as an aid to steady the rifle. The butt of the rifle is to be placed against the shoulder. The rifle is to be held with both hands thereby maintaining complete control. No other means of artificial support may be used.
- 24.11.8 Kneeling Supported - As per kneeling unsupported but a tripod/bipod, as per 24.7.4 and a rice/sand bag, as per 24.7.3, may be used to support the rifle/person.

- 24.11.9 Hawkins - Lying in the prone position the rifles butt is to be resting on the ground tucked under the shooters shoulder. The shooters non firing arm is to be extended forward under the rifles fore-end with a clenched fist supporting the rifle. A small rice/sand bag compliant with 24.7.3 may be placed under a shooters clenched fist to gain more elevation when needed. The shooter may grab the rifles attached sling or attached hand grip of no longer than 50 mm, within their clenched fist, to maintain control of the rifle. If using a fore grip, a small rice/sand bag is not permitted to be used even if the shooter requires extra elevation.
- 24.11.10 Standing Unsupported - The body must be erect and standing on both feet. No other part of the body is to touch the ground or any other object. The elbow of the forward hand may be placed on the hip. A sling, if fitted, may be used as an aid to steadying the rifle. The butt of the rifle is to be placed against the shoulder and all parts of the rifle must be clear of all other objects. The rifle is to be held with both hands thereby maintaining complete control.
- 24.11.11 Standing Supported - As per standing unsupported but a tripod/bipod, as per 24.7.4 and a rice/sand bag, as per 24.7.3, may be used to support the rifle/person.
- 24.11.12 Barricade Assist Position - a barricade may be placed on the firing point in the firers lane. The competitor will then adopt alternative firing positions as the barricade and match conditions dictate. A sling, if fitted, and a bag may be used as an aid to steady the rifle. The butt of the rifle is to be placed against the shoulder. The rifle is to be held with both hands thereby maintaining complete control.
- 24.11.13 Standing Alert - Although not a firing position, it is a method whereby the competitor will transit to the prescribed firing position as indicated in the match conditions. The body must be erect and standing on both feet. No other part of the body is to touch the ground or any other object. The elbow of the forward hand may be placed on the hip. A sling, if fitted, may be used as an aid to steadying the rifle. The butt of the rifle is to be placed against the shoulder and all parts of the rifle must be clear of all other objects. The muzzle of the rifle must be pointed at the ground at an angle of approximately 800mils (45 degrees) depression. The rifle is to be held with both hands thereby maintaining complete control. The rifle is to be in the unloaded action and must remain so until the prescribed position is attained.
- 24.11.14 Laid Back - The shooter should lay on their side with their legs bent together to provide support for the rifle. At least one shoulder should be in contact with the ground. The muzzle of the rifle will protrude past the feet. The legs also provide the ability to raise or lower the point of aim by simply opening or closing the leg position. The rifle butt should be in the shoulder. Competitors may use their own pack or bag compliant with 24.7.3.2 or 24.7.3.3 to assist with this position.
- 24.11.15 Transitioning - Transitioning usually occurs during a match when the practice has two different firing positions eg: firing a Deliberate 5 round match from Prone Unsupported to a 5 round Snap match in the Prone Supported position. During this time the rifle should remain pointing at the Target with the bolt to the rear and finger away from the trigger guard.

24.12 Marking and Scoring

National Rifle Association of Australia Limited

- 24.12.1 (a) All sighting shots will be individually marked by a spotting disc which is to be placed in the shot hole and displayed for the competitor to observe. The shot value is to be indicated by a marking disc or a marking wand to the scoring area only on target types A, B & D.
- (b) For timed matches, all shot holes are marked by spotting discs at the completion of the match (unless otherwise stated) and displayed to the competitor by means of a 'firer's view'. No marking wand is used.
- (c) Spotting disc indications for figured targets 11, 12, 13 and 14 are white for a Centre 5, red for 4, and white for an outer 3. A hit on the non-scoring portion of the target is indicated by a spotting disc of the next colour.
- (d) For deliberate matches and for all sighting shots, the targets are engaged with only the spotting disc representing the last shot displayed.
- (e) A spotting disc that has been hit, will not be used again until it is patched out.
- (f) No shot holes, sighters excepted, will be patched out until the order to patch out is given by the Range Officer to the Butts Officer.
- (g) When a shot hole touches the line between two divisions of the target, the competitor will be credited with the higher value. If there is any doubt, the Butts Officer is to adjudicate.
- (h) Except for deliberate matches, if less than the maximum number of hits allowed is found, at least two markers are to check the target to determine whether two or more shots have struck close together. This check must be carried out before spotting discs are placed in the holes. If there is still doubt, the Butts Officer is to adjudicate.
- (i) A ricochet can only be adjudicated by the Butts Officer with consultation to the target marker and will be signalled as a miss. No spotting disc will be shown regardless of whether the bullet has struck the target or not. A shot will not be marked as a ricochet unless there is clear evidence of it striking the mantlet, i.e., debris showered into the gallery or against the target. An elongated hole is not by itself evidence of a ricochet and unless clear and distinct evidence is present, the shot is to be marked and scored as normal.
- (j) Scoring can either be conducted in the Butts by an independent person with the scores relayed to the mound by radio, or by the use of B, I, M, O boards with the scores then taken at the mound.
- (k) When using targets other than figure targets, the scoring area is to be indicated by the use of a marking disc or marking wand as follows:-

- 24.12.2 Scoring Area Indication
White marker for a 5
Red/Orange marker for a 4
White marker for a 3

24.13 Protests

- 24.13.1 Any claim or complaint arising at the firing point is to be made at once by way of a protest to the Range Officer. If the resulting decision is disputed, or if the protest is not dealt with on the spot, it must as soon as practicable be put in writing by the competitor or team and handed to a representative of the organizing body. If necessary, the organizing body will convene a Disputes Committee to deal with the protest. At the completion of every timed match, the

Range Officer is to ask if there are any protests. A protest must be lodged before the targets are exposed for a "Firers View". A protest may consist of, but not limited to, the following: -

- (a) During snap matches, the target may be slow in being exposed, short exposure, not steady, break, or fail to be exposed. If the protest is upheld, the competitor is to be granted an additional exposure/s or a re-shoot of the match at the discretion of the Competition Director or Chief Range Officer, without seeing the fall of shot from the disputed serial.
- (b) During rapid matches, the target may be slow in being exposed, short exposure, not steady, break, or fail to be exposed. If the protest is upheld, the competitor is to be granted a re-shoot of the match in its entirety, without seeing the fall of shot from the disputed serial.

24.14 Excess Hits

24.14.1 If two shots appear on the target in the same exposure, the competitor is to be granted the higher score if the shots appear to be of the same calibre. Spotting discs are to be placed in both holes and the target displayed. If it can be determined that one of the shots is of dissimilar calibre to the previous shot/s, it is to be patched out without instruction from the Range Officer and a spotting disc is to be placed in the similar hole and the target displayed and marked accordingly.

If it can be proven by the Range Officer or Butts Officer that the competitor, or team, has fired more than the allowable number of shots, the entire score will be disallowed.

If the total number of hits on a competitor's target exceeds the number of shots fired as per the match conditions and when there is no means of identifying excess shots, e.g., two different calibres, all the hits will be signalled in the usual way and the procedure will then be as follows:-

- (a) When the number of excess hits does not exceed one half, i.e., <50% of the number of allowable shots, the score will be the highest scoring shots up to the number of shots permitted to be fired in the practice.
- (b) When the number of excess hits exceeds one half, i.e., >50% of the number of allowable shots, the score will be disallowed and the competitor will re-shoot the match. The target is not to be displayed. A re-shoot will be as per the original match conditions.
- (c) When a competitor has more than one target to engage, and there is no excess in the total number of hits but there are more hits on one particular target than are allowed by the match conditions, the extra hits on this target are to be dealt with as outlined in sub-paragraphs (a) and (b).
- (d) If it can be proven that the competitor or team has fired more than the allowable number of shots, the entire score will be disallowed.

24.15. Timing

24.15.1 All timing of exposures is controlled by the Butts Officer.

- (a) A stopwatch is to be used for the timing of exposures. The time is taken from when the Range Officer orders 'Targets on' or 'Targets up' in the case of the first shot. No allowance is to be made for any sight adjustment, faulty loading, or adverse/difficult conditions.

National Rifle Association of Australia Limited

- (b) Any competitor who exceeds this time limit will, after being cautioned and timed by the Range Officer, forfeit the value of any subsequent shot where the time limit is exceeded.
- (c) In a timed match, exposures of the targets, both up and down, are to be carried out as quickly as possible by the Butts detail. The timing of the exposure will start from the moment the slowest target is up and steady.
- (d) There is to be no verbal indication from the Range Officer, or any other person, to the competitors as to how time is passing.

24.16 Disturbance

- 24.16.1 No person is to make any superfluous noise or gestures which may disturb or affect a competitor. Competitors who wish to make a protest about the conduct of the match, or match conditions, are to make it if at all possible before the match has started and are to indicate their intention to the Range Officer. If the competitor has a protest during the conduct of the match, the competitor is to weigh up his/her options as to a successful protest and to continue firing if at all possible. At the completion of the match and upon the call from the Range Officer, 'Are there any protests'. the competitor is to make themselves known and identify the nature of the protest as per 28.2.

24.16 Tied Scores

- 24.16.1 Tied scores will be decided by a count back. A count back will begin by the first serial fired at the longest distance, if there is no clear winner then the second serial at the longest distance will be considered and so on until a winner can be determined.

24.17 Dangerous Act

- 24.17.1 For any dangerous act, e.g., unauthorized discharge, the competitor will be immediately stopped from firing any more rounds by the Range Officer and will be ordered to 'Unload' and 'Inspect Weapons'. The competitor will be disqualified, removed from the mound and the match score will be forfeit. Investigation of the 'dangerous act' will be initiated by the organising body immediately, and the competitor advised of any further action taken. If, in the opinion of the investigating body, the disqualification cannot be substantiated, the competitor will be permitted to re-shoot the match provided the dangerous act was not at the completion of the practice.

- 24.17.2 No competitor, range staff or observers are to go forward of the firing line to retrieve any item in their care until it is deemed safe to do so by the Range Officer.

24.18 Unauthorized Discharge

- 24.18.1 An unauthorized discharge is defined as any round that is fired by a competitor that is not under a fire control order, 'Watch and Shoot' or 'Watch, Move and Shoot' from the Range Officer or after the 'Unload' order has been given. In the event of an unauthorised discharge the competitor will be disqualified from the remainder of the match.

24.19 Disqualification

- 24.19.1 Any disqualification must have an independent investigation immediately initiated by the organising body.
- 24.19.2 Disqualification will be mandatory for any substantiated dangerous act, deliberate cheating, or committing an intentional breach of the rules whereby the offending competitor or team gains an advantage over other competitors or

teams. The disqualification can apply to the whole competition, or to the match in which the transgression occurs pending the results and recommendations from the investigating body. Disqualification will be adjudicated upon by the RO in the first instance and/or the organizing body.

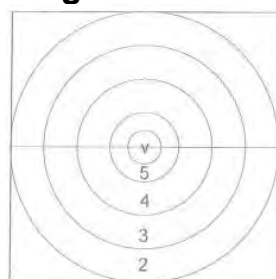
24.20 Course of Fire

- 24.20.1 The planned course of fire is to be promulgated before the competition and may be modified by the convening body to suit local conditions.
- 24.20.2 Deliberate - An extended display of the Target for multiple shots e.g.: 60 Seconds for 5 rounds.
- 24.20.3 Rapid - A short display of the Target for multiple shots eg: 30 Seconds for 5 rounds.
- 24.20.4 Snap - Multiple short displays of the Target for 1 shot eg: 3 Seconds for 1 round.
- 24.20.5 Double Snap - Multiple short displays of the Target for 2 shots e.g.: 6 Seconds for 2 rounds.
- 24.20.6 Agony Snap - Multiple short displays of the Target for 1 or multiple shots over an extended period of time eg: 5 Rounds at 3 Seconds per shot over a 5-minute time period.
- 24.20.7 Moving Target - The Target will move at a slow walking pace from one side of the competitors' lane (Usually 2-3M wide) to the other. Usually 1 round per movement but can include only 1 strike required.

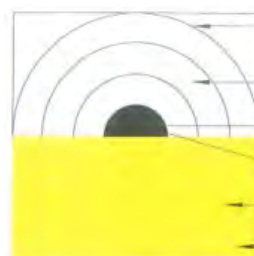
24.21 Targets

- 24.21.1 All targets used will be none humanoid looking targets. Approved targets will either be:
- (a) Targets 1.
 - (b) NRAA Chapter 13 Targets.

Target No. 1:



Target size 1205 x1205
Target ring size 4 mm wide
V bull 150 mm
5 ring 310 mm
4 ring 605 mm
3 ring 905 mm
2 ring 1205 mm



Line thickness to be 4mm
Top half of target to be white
Top half of 5 ring to be black
Scoring rings in black to be white
Scoring rings in bottom to be black
Bottom half of target to be yellow

24.22 Wind Flags

- 24.22.1 There will be no wind flags displayed.

24.23 Coaching

- 24.23.1 Coaching is encouraged however it will be limited to target identification, wind calls and shot placements. Coaching is permitted amongst team members only as approved by the Range Officer.

CHAPTER 25

BIATHLON RULES FOR USE ON NRAA RANGES

25.1 General

- 25.1.1 Biathlon is an Olympic Sport that involves skiing and shooting at metal targets with 22LR Rifles. In the summer months, skiing can be replaced with other physical movement such as running, roller skiing, cycling and other aerobic movement as designated by the organising body.
- 25.1.2 International Biathlon Union (IBU) manages the rules and competitions for Biathlon, inclusive of Olympic Games competitions. Accordingly, the IBU has created and manages a set of rules governing the conduct of Biathlon inclusive of shooting rules.
- (a) On NRAA ranges, where there is a conflict in safety between the IBU rules and these SSR on NRAA ranges, these SSR are to take precedence unless specifically addressed in this section, as they are designed to manage the safe conduct of shooting on NRAA ranges.
 - (b) Where purpose-built Biathlon ranges are used, the IBU rules will take precedence, noting that shooting must conform to the Range Approval document as issued by the governing State or Territory Police Force.
 - (c) The IBU rules shall be used for the conduct of competition, inclusive of equipment rules/clothing rules.
- 25.1.3 The IBU rules should be used for match conditions as they are not covered in these SSR.

25.2 Range and Match Restrictions

- 25.2.1 Biathlon shooting conducted under the SSRs must comply with the following restrictions:
- (a) Only rifles specific Biathlon rifles chambered in 22LR shall be used.
 - (b) Only 22LR standard velocity ammunition shall be used.
 - (c) Biathlon shooting involves the use of magazines containing no more than 5 rounds per magazine.
 - (d) Shooting from the prone and standing is permitted.
 - (e) Approved Biathlon metallic targets or purpose designed electronic Biathlon targets, complete with bullet trap, shall be used.
 - (f) For zeroing purposes, paper targets appropriately fastened to a wood target may also be used. The target must have an appropriate backstop or bullet catcher to ensure the safe capture of projectiles in accordance with the Police Range Approval.
- 25.2.2 Rifles shall be carried from a car to the Biathlon range in either an approved locked rifle case or an International Biathlon Union (IBU) approved soft case with transparent panel for viewing the open bolt with the breech clear of magazine and an ECI inserted in the chamber.
- 25.2.3 Biathlon rifles fitted with full carry harness and enclosed in an IBU approved soft case can be transported on the athletes back from the car to the shooting range by a licensed person (including licensed by Minors Permit under supervision).

25.3 Variations to Chapter 1.3.40.1 of SSR

- 25.3.1 When not in use, an Empty Chamber Indicator (ECI) must be inserted into the rifle.
- (a) Unload involves the shooter removing the magazine and extracting and rounds/spent case from the chamber. The RO/Scorer must visibly check that the breech is clear and the magazine removed before allowing the shooter to insert the ECI. Bolts may remain in the rifle.
 - (b) When not in use, rifles are to be placed in the upright racks, at the rear of firing point with ECI inserted and magazine removed. Bolts may remain in the rifle.
 - (c) ECI can be attached to biathlon rifles via a cord or similar.
 - (d) Magazines may be used. Magazine capacity is restricted to five (5) rounds.
- 25.3.2 In some instances, Biathlon 22LR Rifles may be substituted with laser rifles. If laser rifles are being used, there is no requirement for ECI, magazines or the use of a live range. However, organisers should be cognisant of teaching safe shooting requirements and following procedures for always ensuring laser rifles are pointed up or towards the target. Any range set up for use by laser rifles should be done in a manner so as to reduce the likelihood of a person straying between the target and the rifle firing line to facilitate good safe shooting practice.

25.4 Live Fire Shooting

- 25.4.1 As necessary, a Biathlon Range is set up under the supervision of the NRAA RO for the biathlon session. The following equipment can be used for Biathlon specific practices:
- (a) Set up includes Rifle Racks, Biathlon (or other) Mats and specific purpose Biathlon Metal Targets and target pull ropes.
 - (b) Ancillary items such as shooting rests, tables for magazine loading and ammunition may also be part of the Range setup.
- 25.4.2 Where the Biathlon range is being shared with other ranges (i.e. a full bore range) rifles can only be carried on the back within the designated biathlon range precinct which should extend set out at each Range where Biathlon is being shot. The area designated should be approximately 5m behind the firing point and 5m further in either direction of the first and last biathlon shooting lane in operation and to and from parked vehicles.
- 25.4.3 Once the RO is satisfied that the range can be safely used (flags, warning signs and danger area clear of people), the RO can declare the 'Range Open' for live firing by Biathlon.
- 25.4.4 These procedures are for biathlon training and competition. Combination training and competition applies to a biathlon match which includes running, roller-skiing (RS) or bike riding and shooting.
- 25.4.5 Conduct of Practice:
- (a) A maximum of 4 x magazines of 5 shots are to be placed on the biathlon rifle. Up to 3 spare bullets may be used in training drills or relays, which are hand loaded individually.
 - (b) Shooters/Athletes either place their rifles on mats by either:
 - carrying the rifle always pointing up and by holding the barrel directly under the foresight, or

National Rifle Association of Australia Limited

- carrying the rifle on their back using a biathlon harness as they approach the firing line.

25.4.6 The following procedures apply to national and international level biathletes training and competing at NRAA Ranges under these SSR. These procedures use ECI on arrival and exit from the Range. Depending on the skill level of the Athlete, different procedures may be used to ensure the safe handling and control of firearms between activities. The following procedures must be applied and clearly understood by athletes/firers:

25.4.7 To commence the training session:

- (a) Rifles are placed on Rifle Racks with ECI inserted.
- (b) When the Range is opened, rifles are collected by the athlete/firer and either placed on their back or by placing their rifles on the mats by carrying the rifle always pointing up and by holding the barrel directly under the foresight and carrying the rifle by one hand or carry their rifles on their back when they approach the firing line.
- (c) ECI may be removed when at the firing point.
- (d) Loaded 5 shot magazines placed on the mats or carried in the biathlon rifle magazine holders. Spare bullets can be placed on the mat or carried in the biathlon rifle spare bullet holder.
- (e) Magazines only inserted into the biathlon rifle when the biathlete is in the shooting position, (prone or standing) and the barrel is pointing down range t the targets
- (f) The biathlete must adopt and shoot from a prone and / or standing position with the foresight over the firing point.
- (g) Rifles and harness cannot be handled until the biathlete is stationary and preparing to adopt the firing position.

25.4.8 All 5 shots must be fired and then rifles can be placed on the rack or left on the mat. Prior to rifles being left on the rifle rack or on the mat the bolt action MUST be opened, an ECI inserted and the magazine removed.

25.4.9 Biathlete continues onto their next lap/combo activity (Run, RS or Biking) returns to firing line or to the racks where they place the rifle on their back (or pick-up from mat) and move to the firing lane.

25.5 Cessation of Shooting

25.5.1 On the order 'CEASE FIRE' or 'STOP' all rifles being used are to be unloaded and the magazines removed and an ECI inserted.

- (a) Where a rifle is carried, it must be placed on the athlete's back and that athlete must step back from the range firing point
- (b) Where the rifle is not carried, whether it is fitted with a harness or not, it shall be placed on the rifle stand and checked clear by the Range Officer with the bolt open and clear of rounds in the breech

25.5.2 When training and/or competition has been completed and whilst range is still OPEN biathletes shall request the RO to check their biathlon rifles as cleared, then place it in a hard case or soft IBU approved biathlon bag and then secure it in accordance with local laws.

25.5.3 During competition, in the event of rifle malfunction, the competitor is to raise their hand to seek assistance of the range staff. 'Time Out' may be allowed depending on the decision of the jury at completion of the race. The time out

National Rifle Association of Australia Limited

period is to be noted by the penalty counters or the designated time-out official. If a spare rifle is available, it may be substituted for the defect one.

25.5.4 Only appointed range officials, athletes and firearms supervisors authorised by the RO are permitted to be on the firing point. Where the athlete does not hold a firearms licence or permit issued by an Australian State or Territory, a supervisor/instructor must be supervising the individual.

25.5.5 Breech safety flags/ECI are to be used for rifles not currently in use for competition or training.

CHAPTER 26

DRUG POLICY

26.1 Position Statement

- 26.1.1 The NRAA recognises the Australian Sports Drug Agency (ASDA) as the responsible body for the control and detection of drug taking in our sport.
- 26.1.2 The NRAA recognises that ASDA may select any competitor to provide a sample who:-
- (a) is selected to compete for Australia in an international sporting event, or:-
 - (b) competes in an international sporting event in Australia, or:-
 - (c) is a possible selection to compete for Australia, or:-
 - (d) receives Commonwealth financial support either directly or through the NRAA, or:-
 - (e) uses Commonwealth facilities, or:-
 - (f) has recorded a positive test result and is currently under suspension by his State Association or NRAA, or:-
 - (g) is a member of the NRAA which has contracted with ASDA for drug testing its members.
- 26.1.3 A member may be selected to provide any number of samples for drug testing in a year, whether in or out of competition.
- 26.1.4 The NRAA recognises International shooting organisations as agencies responsible for procuring samples for testing in or out of competition, whether in Australia or overseas, for the detection of doping practices, provided acceptable testing procedures approved by ASDA and IOC accredited laboratories are used.

26.2 Sanctions

- 26.2.1 Prior to determining any sanction against a competitor alleged to have committed a doping practice the competitor shall be invited to attend and be heard by the promoting body. Failure to attend and be heard by whatever reason does not invalidate the right of the promoting body to impose a sanction in accordance with this policy.
- 26.2.2 Competitors found guilty of committing a doping practice shall be ineligible for membership of, funding by, holding office in, representing or competing in events and competitions conducted under these Rules and shall be suspended for a period of two years for the first offence with life suspension for a subsequent offence, *provided that* the promoting body may in its discretion impose a suspension for a period of three months for a breach of this doping policy where the analysis of the sample reveals the presence of a prohibited drug which has been taken orally as a cough suppressant, pain killer, decongestant or antihistamine and the promoting body is satisfied that it was not taken for the purpose of enhancing sporting performance *but* shall not impose a suspension for a lesser period than any sanction imposed by an international shooting body on that person.

26.3 Notice of Sanction

26.3.1 Written notice shall be given to the member so suspended.

26.3.2 Notice shall be given to all State Associations and to the ASC and the ASDA.

26.4 Review of Sanction

26.4.1 Where a member, to which a sanction has been applied under this doping policy, has new and relevant information concerning the breach, he may make written application to the EO of the NRAA setting out the grounds for a possible review of that sanction. The NRAA may consider the application and may after following the procedures in Rule 23.5.1 alter any decision made previously including a reduction or withdrawal of the sanction but will not be less than a suspension currently imposed on the person by an international shooting organisation. Any change to the previous decision will be notified in accordance with Rule 23.3.

26.5 Professional Disclosure

26.5.1 This doping policy does not intend to require any medical practitioner or sports scientist or psychologist or other person in a position of professional confidentiality with a member to make disclosure about the member's personal affairs or medical condition that is unrelated to the member's fitness to train or participate in shooting competition or does not involve a breach of this doping policy.

26.6 Member's Responsibility

26.6.1 It is the responsibility of individual members to be free of prohibited drugs as published by the ASDA and should any doubt exist as to the taking of permissible drugs for health purposes members are advised to use the ASDA Hotline for advice. The telephone number is 1800 020 506.

APPENDIX 1 Reference to CHAPTER 3

APPROVED CARTRIDGES, PROJECTILES and POWDER

All competitors should note the following:-

- (a) As issued ammunition or approved projectiles issued for handloading may be modified by competitors by Metplating and Pointing projectiles. This includes projectiles used for all classes and Disciplines.
- (b) As issued ammunition or projectiles may be cleaned or lubricated as per Rule 3.4.9.

Target Rifle and F Standard Disciplines – Cartridges Allowed

- (a) 7.62 x 51 mm NATO (also known as .308 Winchester).
- (b) 5.56 x 45 mm NATO (also known as .223 Remington).
- (b) .303" British.

F Open and Sporter Cartridges

Any cartridge is allowed. See the following reference to restrictions on projectiles.

Match Rifle

- (a) 7.62 x 51 mm NATO (also known as .308 Winchester).

F/TR Discipline

- (a) 7.62 x 51 mm NATO (also known as .308 Winchester).
- (b) 5.56 x 45 mm NATO (also known as .223 Remington).

Precision Service Rifle – NATO and Service Optic Class

- (a) 7.62 x 51 mm NATO (also known as .308 Winchester).
- (b) 5.56 x 45 mm NATO (also known as .223 Remington).

Precision Service Rifle – OPEN Class

Any cartridge is allowed. See the following reference to restrictions on projectiles.

PROJECTILES ALLOWED

The following projectiles are at present approved for handloading for Target Rifle and F Class Standard Disciplines.

.308 Calibre

Any projectile to maximum weight of 156 grains.

.223 Calibre

Any projectile to maximum weight of 91 grains.

.303 Calibre

Any projectile to maximum weight of 180 grains.

For F OPEN, Sporter Discipline and Precision Service Rifle – Open Class – Projectiles Allowed

Any weight or calibre of projectile provided it does not exceed 8 mm in diameter.

For F/TR Discipline and Precision Service Rifle – NATO and Service Optic Class

Any weight of projectile of the approved calibres.

National Rifle Association of Australia Limited

For Match Rifle – Projectiles Allowed

Any .308” calibre and any weight for the projectile.

Approved Powders

Any commercially available powder.

APPENDIX 2 **Reference to CHAPTER 4**

Gauge Design

When marking 7.62mm and 5.56mm bullet holes close to the lines a gauge of the design shown below shall be used. Materials:- Stainless Steel or similar. All gauging for both .308 and .223 shall be done with the .308 gauge.

The gauge depicted below is not necessarily prescriptive, but indicates the principle by which gauges are to be used.



7.82 mm. Diameter – (.308")

Gauge for .308 and .223 calibres – (For TR and F Standard)

For F Open a Gauge of 8.00mm Diameter (.312")

APPENDIX 3 Reference to CHAPTER 16

Service Rifle Target Shooting

Range Commands

For Club, District, State and National Open Competitions, the following format for Range Commands are to be used. All range commands to the competitors are to be prefixed by the warning command, **'Detail'**.

SIGHTING SHOTS:

1. Detail on the mound.
2. Adopt the XXXXX position.
3. The following practice is a SIGHTING practice using a Fig XX or a Type X target.
4. On the appearance of your target, you are to fire X number of sighting rounds. One sighting round is to be fired at your target per exposure.
5. Each exposure, if hit, will be spotted and indicated accordingly.
6. Are there any questions.
7. Detail, *'LOAD'*.
8. Detail, *'ACTION'*.
9. Detail, *'IS THERE ANYONE NOT READY'?*
10. Detail, *'IN YOUR OWN TIME GO ON'*.
11. The command *'TARGETS, TARGETS, TARGETS'*, is then relayed to the Butts Officer.
12. Upon completion of the sighting shots, the command, Detail, *'UNLOAD'* is given.

Note: All 'Sighters' are formally a part of the practice/match to which they relate and are only shown separately for the purpose of demonstrating how Range Commands are to be given.

DELIBERATE PRACTICE:

1. Detail on the mound.
2. Adopt the XXXXX position.
3. The following practice is a DELIBERATE practice using a Fig XX or a Type X target.
4. On the appearance of your target, you are to fire one round per exposure.
5. Each exposure, if hit, will be spotted and indicated accordingly.
6. Are there any questions.
7. Detail, *'LOAD'*.
8. Detail, *'ACTION'*.
9. Detail, *'IS THERE ANYONE NOT READY'?*
10. Detail, *'IN YOUR OWN TIME GO ON'*.
11. The command *'TARGETS, TARGETS, TARGETS'*, is then relayed to the Butts Officer.
12. At practice completion, the command, Detail *'UNLOAD'* is given.
13. After the *'UNLOAD'* is complete, the command, *'INSPECT FIREARMS'* is given.

14. The command, *'BUTTS OFFICER, TAKE THE SCORES AND PATCH OUT THE TARGETS'* is given.

Note: Any challenge or protest is to be dealt with upon occurrence.

DELIBERATE PRACTICE (FORCED)

1. Detail on the mound.
2. Adopt the XXXXX position.
3. The following practice is a FORCED DELIBERATE practice using a Fig XX or a Type X target.
4. On the appearance of your target, you are to fire X round/s per exposure. Each exposure will be XX seconds with an interval of XX seconds between exposures.
5. Each exposure, if hit, will be spotted accordingly.
6. Are there any questions?
7. Detail, *'LOAD'*.
8. Detail, *'ACTION'*.
9. Detail, *'IS THERE ANYONE NOT READY'?*
10. Detail, *'WATCH AND SHOOT, WATCH AND SHOOT'*.
11. The command *'TARGETS, TARGETS, TARGETS'*, is then relayed to the Butts Officer.
12. At the completion of the practice, the command, Detail *'UNLOAD, ARE THERE ANY PROTESTS?' is given.*
13. The Butts Officer is then informed if there are any protests *'NO PROTESTS BUTTS or PROTEST ON TARGET xx'* and relay the nature of the protest.
14. At practice completion, the command, Detail *'INSPECT FIREARMS'*.
15. After any protests are dealt with, the command, *'BUTTS OFFICER, TAKE THE SCORES AND DISPLAY A FIRERS VIEW'*, is given.
16. If there are no challenges, the command, *'BUTTS OFFICER, PATCH OUT THE TARGETS'* is given.

DELIBERATE PRACTICE (TIMED)

1. Detail on the mound.
2. Adopt the XXXXX position.
3. The following practice is a TIMED DELIBERATE practice using a Fig XX or a Type X target.
4. On the appearance of your target, you are to fire XX rounds in the time period.
5. The targets will not be spotted until the completion of the practice.
6. Are there any questions.
7. Detail, *'LOAD'*.
8. Detail, *'ACTION'*.
9. Detail, *'IS THERE ANYONE NOT READY'?*
10. Detail, *'WATCH AND SHOOT, WATCH AND SHOOT'*.
11. The command *'TARGETS, TARGETS, TARGETS'*, is then relayed to the Butts Officer.
12. At practice completion, the command, Detail *'UNLOAD, ARE THERE ANY PROTESTS?' is given.*
13. The Butts Officer is then informed if there are any protests *'NO PROTESTS*

National Rifle Association of Australia Limited

BUTTS or PROTEST ON TARGET xx' and relay the nature of the protest.

14. At practice completion, the command, Detail *'INSPECT FIREARMS'*.
15. After any protests are dealt with, the command, *'BUTTS OFFICER, TAKE THE SCORES AND DISPLAY A FIRERS VIEW'*, is given.
16. If there are no challenges, the command, *'BUTTS OFFICER, PATCH OUT THE TARGETS'* is given.

RAPID PRACTICE

1. Detail on the mound.
2. Adopt the XXXXX position.
3. The following practice is a RAPID practice using a Fig XX or a Type X target.
4. There will be 2 exposures, each of 25 seconds, with a 25 second interval between exposures.
5. You are to fire 5 rounds at your target on each exposure.
6. Are there any questions.
7. Detail *'LOAD'*.
8. Detail *'ACTION'*.
9. Detail, *'IS THERE ANYONE NOT READY?'*
10. Detail, *'WATCH AND SHOOT, WATCH AND SHOOT'*.
11. The command *'TARGETS, TARGETS, TARGETS'*, is then relayed to the Butts Officer.
12. At practice completion, the command, Detail *'UNLOAD, ARE THERE ANY PROTESTS?'* is given.
13. The Butts Officer is then informed if there are any protests *'NO PROTESTS BUTTS or PROTEST ON TARGET xx'* and relay the nature of the protest.
14. Detail, *'INSPECT FIREARMS'*.
15. After any protests are dealt with, the command, *'BUTTS OFFICER, TAKE THE SCORES AND DISPLAY A FIRERS VIEW'*, is given.
16. If there are no challenges, the command, *'BUTTS OFFICER, PATCH OUT THE TARGETS'* is given.

SNAP PRACTICE

1. Detail on the mound.
2. Adopt the XXXXX position.
3. The following practice is a SNAP practice using a Fig XX or a Type X target.
4. There will be xx exposures, each of x seconds with a x to xx second interval between exposures.
5. You are to fire x round/s at your target on each exposure.
6. Are there any questions.
7. Detail *'LOAD'*.
8. Detail *'ACTION'*.
9. Detail, *'IS THERE ANYONE NOT READY?'*
10. Detail, *'WATCH AND SHOOT, WATCH AND SHOOT'*.
11. The command *'TARGETS, TARGETS, TARGETS'*, is then relayed to the Butts Officer.
12. At practice completion, the command, Detail *'UNLOAD, ARE THERE ANY PROTESTS?'*.
13. The Butts Officer is then informed if there are any protests *'NO PROTESTS BUTTS or PROTEST ON TARGET xx'* and relay the nature of the protest.

National Rifle Association of Australia Limited

14. At practice completion, the command, Detail *'INSPECT FIREARMS'* is given.
15. After any protests are dealt with, the command, *'BUTTS OFFICER, TAKE THE SCORES AND DISPLAY A FIRERS VIEW'*, is given.
16. If there are no challenges, the command, *'BUTTS OFFICER, PATCH OUT THE TARGETS'* is given.

WALK DOWN or FIRE WITH MOVEMENT (ADVANCE TO ENGAGE)

1. Detail on the mound.
2. Adopt the XXXXXX position.
3. The following practice is a FIRE WITH MOVEMENT practice using Fig XX and/or Type X targets.
4. At xxx yards there will be x exposures, each of xx seconds with a 5 to 15 second interval between exposures (repeat details for each range).
5. You are to fire x round/s at your target on each exposure from the XXXXXX position (repeat details for each range).
6. Upon the completion of each serial you are stand up and ensure that the bolt is in the open position prior to your advancement to the next mound. The muzzle is to be directed towards the butts area and the trigger finger is to be kept outside the trigger guard. **Advancement will be centrally controlled by the Range Officer who MUST ensure that ALL competitors advance in a straight line.**
7. Are there any questions.?
8. Detail *'ADOPT THE STANDING ALERT POSITION.'*
9. Detail *'LOAD'*.
10. Detail, *'IS THERE ANYONE NOT READY'?*
11. Detail, *'WATCH MOVE AND SHOOT, WATCH MOVE AND SHOOT.'*
12. The command *'TARGETS, TARGETS, TARGETS'*, is then relayed to the Butts Officer.
13. At practice completion, the command, Detail *'UNLOAD, ARE THERE ANY PROTESTS?'.*
14. The Butts Officer is then informed if there are any protests *'NO PROTESTS BUTTS or PROTEST ON TARGET xx'* and relay the nature of the protest.
15. At practice completion, the command, Detail *'INSPECT FIREARMS'* is given.
16. If there are no challenges, the command, *'BUTTS OFFICER, PATCH OUT THE TARGETS'* is given.
17. **Note 1:-**
As the competitors advance between mounds, the targets are not to be exposed. They are to be exposed only when called for by the Range Officer.
18. **Note 2:-**
Ideally, the Range Officer should ensure that the command 'Targets, Targets, Targets' is given to the Butts Officer when the competitors are no closer than 10 meters from the mound. There will be a natural time delay as the Butts Officer receives the order and then relays the order to the markers. This will ensure that the targets are exposed as the competitors arrive at the mound of firing.

APPENDIX 4a Reference to CHAPTER 17

FIELD & RIMFIRE CLASS RANGE ORDERS

Range Orders

1. 'Detail move onto the mound, stop'.
2. 'Adopt the Position'.
3. 'Put your bolts in your rifles'.

Sighting Shots

1. 'Load two rounds for sighting shots'.
2. 'For your two sighting shots you will have 20 second exposures. Fire one shot at each exposure. Each shot will be spotted. You may make sight adjustment if you wish.'
3. 'Action'.
4. 'Anybody not ready?'.
5. 'Watch and Shoot - Watch and Shoot' [*transmit to butts*].

On completion of sighting shots follow the Range Orders below for either 'Forced Application', 'Trainfire Match' or 'Rapid Match':-

Forced Application

1. 'Load five rounds for the Forced Application'.
'For this match you will have five 20 second exposures. Fire one shot at each exposure. Each shot will be spotted'.
2. 'Action'.
3. 'Anybody not ready?'.
4. 'Watch and Shoot – Watch and Shoot' [*transmit to butts*].

Target is to be raised for exposure, lowered, spotted and raised for next exposure. When target next lowered, spot new shot hole and chalk out old hole then raise target [on order] for next exposure.

Continue this procedure until all shots fired.

As the shots are individually spotted any protest must be brought to the Range Officer's notice immediately not at the end of the practice, as at the end of the practice the firer will have seen all shot holes spotted.

To Butts: 'Send scores when Ready'.

When targets shown with all spotting discs and scores advised to firers: "Are there any challenges?"

If there is a challenge advise target number to butts and order patch out of other targets.

When challenge dealt with order patch out of that target.

Trainfire Match

1. 'Load five rounds for Trainfire Match'.
2. 'For this match you will have one exposure of 60 seconds. You are to fire five shots'.
3. 'Action'.
4. 'Anybody not ready?'
5. 'Watch and Shoot – Watch and Shoot' [*transmit to butts*].

On completion of match:-

1. 'Are there any protests?' *Deal with protests if any.*
2. *To Butts – 'Send scores when ready'.*
3. *When targets shown with all spotting discs and scores advised to firers 'Are there any challenges'.*
4. *If there is a challenge advise target number to butts and order patch out of other targets.*
5. *When challenge dealt with order patch out of that target.*

Rapid Match

1. 'Load five rounds for the Rapid Match'.
2. 'For this match you will have one exposure of 30 seconds. You are to fire five shots'.
3. 'Action'.
4. 'Anybody not ready?'
5. 'Watch and Shoot – Watch and Shoot' [*transmit to butts*].

On completion of match:-

1. 'Are there any protests?' *Deal with protests if any.*
2. *To Butts – 'Send scores when ready'.*
3. *When targets shown with all spotting discs and scores advised to firers 'Are there any challenges'.*
4. *If there is a challenge advise target number to butts and order patch out of other targets.*
5. *When challenge dealt with order patch out of that target.*

FIELD & RIMFIRE CLASS RANGE ORDERS

Snap Match

1. 'Load five rounds for the Snap Match'.
2. 'For this match you will have five exposures of 3 seconds each. You are to fire one shot at each exposure. There will be intervals of between 5 and 10 seconds between each exposure'.
3. 'Action'.
4. 'Anybody not ready?'
5. 'Watch and Shoot – Watch and Shoot' [*transmit to butts*].

National Rifle Association of Australia Limited

On completion of match:-

'Are there any protests?' Deal with protests if any.

Clearance

1. 'Unload'.
2. 'Inspect Rifles'.
3. *After all cleared twice* 'Pick up brass and wait for your scores'.
4. *To butts* 'Send scores when ready'.
5. *When targets shown with spotting discs and scores advised to firers* 'Are there any challenges?'
6. *If there is a challenge advise target number to butts and order patch out of other targets. When challenge dealt with order patch out of that target.*
7. 'Move off the mound'.

BUTTS INSTRUCTIONS

Sighting Shots

1. *On hearing "Watch and Shoot" from the Range Officer over the radio, order "Targets Up".*
2. *Target is to be raised for 20 seconds, lowered, spotted with a large disc and raised again for 20 seconds. On completion of second exposure, lower target, spot the second sighting shot and raise it for 20 seconds for the firer to view.*
3. *Lower and patch out.*
4. *Report to Range Officer when ready.*

Forced Application

1. *Five exposures of 20 seconds after hearing, "Watch and Shoot" over the radio.*
2. *Small spotting disc to be inserted in new shot hole each time and the others are to be chalked out. Record scores, raise targets with spotting discs in place and send scores.*
3. *If any challenges move to target, take out spotting discs, confirm score, replace spotting discs, raise target again and advise confirmed score.*

Patch out only on order from Range Officer.

Trainfire

1. *One exposure of 60 seconds after hearing "Watch and Shoot" over the radio*
2. *Repeat other procedures as above.*

Rapid

1. *One exposure of 30 seconds after hearing "Watch and Shoot" over the radio*
2. *Repeat other procedures as above.*

Snap

1. *Five exposures of 3 seconds each after hearing "Watch and Shoot" over the radio.*
2. *Interval between exposures is 5 to 10 seconds. One interval must be 5 seconds and one 10 seconds. Repeat other procedures as above.*

APPENDIX 4b Reference to CHAPTER 17

FIELD CLASS - Course of Fire

MATCH 1

Distance 100
Position Standing.

Forced Application Practice

Shots 2 sighters, 5 to score.
Timing 20 seconds per exposure.
Scoring HPS 25.

Procedure;

1. Each Shot will be spotted.
2. Sighting adjustments may be made during the match.
3. Scores will be advised to the firer prior to the next match and recorded on the score card, and the score will be advised to the firer.
4. Sighting shots are to be fired in the position of the match.

Trainfire Practice

Shots 5 to score.
Timing 60 seconds.
Scoring HPS 25.

Procedure: On completion of the practice targets are to be shown with spotting discs in place, scores entered on the score card, and the score will be advised to the firer.

Rapid Practice

Shots 5 to score.
Timing 30 seconds.
Scoring HPS 25.

Procedure: On completion of the match targets are to be shown with spotting discs in place, scores entered in the butts register and on the score card, and the score will be advised to the firer.

Snap Practice

Shots 5 to score.
Timing 5 exposures of 3 seconds with intervals of 5 to 10 seconds.
Scoring HPS 25.

Procedure: On completion of the match targets are to be shown with spotting discs in place, scores entered in the butts register and on the score card, and the score will be advised to the firer.

National Rifle Association of Australia Limited

MATCH 2

Distance 200

Position Sitting or kneeling.

Practices As for Match 1.

MATCH 3

Distance 300.

Position Prone.

Practices As for Match 1.

APPENDIX 4c Reference to CHAPTER 17

RIMFIRE CLASS - COURSE OF FIRE

MATCH 1

Distance 30m
Position Standing

Forced Application Practice

Shots 2 sighters, 5 to score
Timing 20 seconds per exposure.
Scoring HPS 25.

Procedure:

1. Each shot will be spotted.
2. Sighting adjustments may be made during the match.
3. Scores will be advised to the firer prior to the next match and recorded on the score card.
4. Sighting shots are to be fired in the position of the match.

Trainfire Practice

Shots 5 to score.
Timing 60 seconds.
Scoring HPS 25.

Procedure: On completion of the practice targets are to be shown with spotting discs in place, scores entered on the score card, and the score will be advised to the firer.

Rapid Practice

Shots 5 to score.
Timing 30 seconds.
Scoring HPS 25.

Procedure: On completion of the match targets are to be shown with spotting discs in place, scores entered in the butts register and on the score card, and the score will be advised to the firer.

Snap Practice

Shots 5 to score.
Timing 5 exposures of 3 seconds with intervals of 5 to 10 seconds.
Scoring HPS 25.

Procedure: On completion of the match targets are to be shown with spotting discs in place, scores entered in the butts register and on the score card, and the score will be advised to the firer.

National Rifle Association of Australia Limited

MATCH 2

Distance	60
Position	Sitting or kneeling.
Practices	As for Match 1.

MATCH 3

Distance	90 [or 100 if not possible at 90.]
Position	Prone.
Practices	As for Match 1.

Note: As an alternate the Matches may be conducted at 50yds/m.

APPENDIX 4d Reference to CHAPTER 17

Field Class Target Shooting and Rimfire Class Target Shooting

Targets and Ancillary Equipment

FCTS Targets

Target frames will be 1200mm square and will consist of a circular black aiming mark on a white background.

The dimensions are:-

Aiming Mark	585mm.
Central Bull	125mm.
Bulls-Eye 5	250mm.
Inner 4	4585mm.
Magpie 3	995mm.
Outer 2	1200mm.

RCTS Targets

Target frames will be 300mm white square with a circular black aiming mark.

The dimensions are:-

Aiming Mark	100mm.
Central Bull	25mm.
Bulls-Eye 5	50mm.
Inner 4	100mm.
Magpie 3	150mm.
Outer 2	200mm.
Singular 1	250mm.

The target centre will be positioned above the level of the firing point as follows:-

- | | |
|---------------------------------------|---------|
| (a) For the standing position | 1500mm. |
| (b) For the sitting/kneeling position | 900mm. |
| (c) For the prone position | 300mm. |

APPENDIX 4e Reference to CHAPTER 17

FIELD and RIMFIRE Class

Grading

Field Class Grading is carried out in the same way as for the Uniform Grading Rules, Target Rifle - Chapter 12, with changes for the ranges used for calculation of averages and for grading according to the averages attained.

Ranges used:

Centrefire 100yds/m; 200yds/m; 300yds/m.

Rimfire 30yds/m; 60yds/m; 90yds/m.

Table of Averages:

Centrefire:-

'A' Grade	93 and above.
'B' Grade	85 – 92.
'C' Grade	Under 85.

Rimfire:-

'A' Grade	85 and above.
'B' Grade	75 – 84.
'C' Grade	Under 75.

APPENDIX 5 - Reference to CHAPTER 2 – Note 2

Safety Alert for Users of Certain Modified Military Rifles.

Users of certain Military Actions designed for military ammunition (specifically the Lee Enfield actions including the No.4 Mk1 and Mk2 and Mauser M93 through to M96), which have been converted to use the 7.62 x 51mm cartridge, are advised that the use of SAAMI specification .308 Winchester ammunition, whether Factory produced or handloaded, may produce pressures well above the design limit of the Actions. This may lead to safety issues.

Accordingly, the NRAA advises that the use of ammunition which produces pressures higher than 47,000 psi CUP in these modified military actions is NOT permitted. Handloaded or Factory ammunition which complies with these pressures may be used. The competitor may be required to submit proof that their ammunition complies.

Rationale

In regard to the above statement prohibiting the use of SAMMI Spec .308W in certain service rifles, the NRAA consulted with our appointed Armourer, and the following rationale is provided as being the position of the NRAA:

Proof testing does not mean that a tested action should be used with ammunition with pressures above what the action design is rated at. The issue with the military actions in question is a gradual degradation of safety tolerances over time. The alternative to proof testing is crack testing, but there is no standard in place for crack testing and certifying actions in Australia.

It is not appropriate to use certain military actions with SAAMI specification .308W ammunition as opposed to 7.62mm NATO ammunition. The reason is that 7.62mm NATO ammunition is rated at up to 47,000 psi CUP, whilst .308W is rated at up to 55,000 psi CUP. .303 British, for which the actions were originally designed for, is rated up to 45,000 psi CUP. So using .308W ammunition in these rifles is likely to lead to safety issues over time. This is because in operating them at the limit of their safety margin, these actions will stretch over time, unless reduced pressure hand loads are used. The latter is impossible to regulate due to the variations in ammunition components, chamber sizes, distance from the projectiles to the lands and the potential for human error or ignorance of pressure indications on fired cases.

As a result, the NRAA is compelled to put the safety of our members first and users of the Military Rifles specified above, that have been modified to 7.62mm NATO, must comply with this direction. For anyone using the above mentioned actions, the onus will be on them to demonstrate that they are using ammunition that produces maximum pressures of no more than 47,000 psi CUP. Our Armourer advises that handloaded ammunition with a speed of 2850 fps near the muzzle will produce the desired lower pressures.

APPENDIX 6 - Scoring Procedures for Electronic Targets

With the advent of electronic targets there is a need to include a set of procedures for Scorers and Check Scorers. Whilst at times there may not be a Check Scorer, the NRAA affirms the importance of have a Scorer supervising the shooter at all times. The Scorer must ensure safety procedures are carried out at all times, relay any instructions from the Range Officer, ensure the rifle is cleared when leaving the mound and be responsible for ensuring any incidents are reported to the Range Officer. He is also responsible for ensuring the correctness of scorecards when a shooter is finished. The Scorer's role has become more important, and requires close adherence to Standard Shooting Rules 4.1.3, and as modified by the following Rules.

1. At Open Competitions, Organisers should be aware of the visual appeal for spectators at the competition. It is highly desirable that Check Scorers always be used. Check Scorers may or may not have a monitor but it is desirable that a shot by shot score be written down on blackboards behind the shooter. If not shot by shot, then at least the total score of each shooter. Refer to Rules 4.1.3.8 (c) - (i) and (ii)
2. The Scorer is to closely observe his shooter as he/she fires and the resultant shot and value displayed on the monitor, and is to record all fired shots {whether scored or not) to the score card immediately. A hit on the timber frame of the target may not result in a value being provided but is to be given the value of a "Hit" (score 1) where the target frame dimensions fall within the ROT dimensions detailed in 13.1.3.
3. If a shot fails to display on the monitor or if an additional or stray shot appears without the shooter having fired, the Scorer is to immediately inform the Range Officer, and have the shooter suspend his/her firing until the issue is resolved by the Range Officer. Refer to Rules 4.5.1.5.2 and following when this occurs.
4. Upon the shooter completing his application, the Scorer is to tally the score on the score card and confirm the value, including V-bulls, with the shooter prior to the monitor being cleared for the next shooter.
5. To ensure continuity of scoring during each shooter's application, Scorers are ONLY to be relieved at the completion of each shooter's application. This will generally require that the first Scorer is to score for the first two shooters prior to being relieved by the first shooter returning to do his or her turn at scoring or check scoring.
6. If a Check Scorer is being used, they are similarly only to be relieved at the completion of a shooter's application. i.e. a shooter retiring from the mound only takes over check scoring when the shooter following him has completely finished.
7. If there is only one monitor, prior to the shooter commencing his application the monitor is to be positioned by the current Scorer so that it can be clearly viewed by the shooter and the Scorer.
8. Prior to a Scorer being relieved, he or she is to ensure that the card is signed by the shooter, and upon being relieved by the next Scorer shall record the total score for the shooter(s) on the sheet provided behind each target, if there is no Check Scorer and is to also ensure that the score card is returned to the current Scorer for latter collection or that it is handed to the Range Officer.

SAFETY

Refer to Rule 2.1.13 which is repeated here for emphasis:-

- (a) Personnel relocating ET target monitors must ensure that the rifle of the shooter waiting to commence shooting is unloaded before commencing to relocate the monitor. At no time shall personnel relocating a monitor step over a shooter's body or rifle. When it is necessary to move cable connected monitors over a shooter or rifle, it is to be conducted as a two person operation with personnel situated on opposite sides of the shooter or rifle on the mound. This task would normally be performed by the Scorer and Check Scorer (or previous Scorer) after the score on the monitor for the previous shooter has been reconciled with that on the card.
- (b) The Scorer is to ensure that they do not disturb shooters on adjacent targets during repositioning of the monitors.
- (c) Scorers who suffer from any physical disability which they believe may affect their ability to safely relocate a monitor should request assistance from the Range Officer, or other more able bodied competitors.

APPENDIX 7

NATIONAL GRADING SYSTEM

IN CONJUNCTION WITH

NRAA ONLINE PRIZE MEETING PROGRAM

The NRAA was directed by its members to adopt a National Grading System at the Annual Member's Meeting in 2012. To facilitate this, the NRAA has developed an Electronic National Grading Program which is accessed and administered through the NRAA web site.

This system calculates Grades for competitors who have taken part in Open Competitions around Australia as per the rules contained in Chapter 12 of the SSR's. Gradings are available for each competitor by accessing the NRAA web site. **Grades will only show if results for a competitor have been submitted through the Online Prize Meeting Program from any Open Competition around Australia.** Grading for shooters who have only taken part in Club Competitions are the responsibility of individual clubs and are to be calculated as per Rules 12.10 to 12.11.8 of the SSR's.

NRAA ONLINE PRIZE MEETING PROGRAM – (OPMP)

1. Given the large number of Open Prize Meetings and Queens Prize Series held annually around Australia, it was decided that the number of results from these would be far too large for the NRAA to be able to process these manually. Therefore, the NRAA has developed the NRAA Online Prize Meeting Program. (OPMP) This program is accessed electronically through the NRAA web site. It is designed to set up and run any type of Open Competition ranging from a single day Prize Meeting through to multiple days, multiple aggregate program such as a Queens Prize Series or a World Championships.
2. The OPMP can only be run through direct access to the Internet at present. It is anticipated that this should not be a problem in most cases as it can be run from something as simple as a laptop in a Clubhouse with a Wireless/USB connection to the Internet.
3. Organisers of Competitions should contact the NRAA or their State Representatives to gain access to the OPMP some time before the competition being run. The NRAA or State Officers will help in getting the program set up beforehand. The program is security protected and needs password access and permissions.
4. The NRAA has conducted training programs for nominated State Representatives to become expert in setting up and administering the OPMP. State Associations may refer Organisers of Prize Meetings on to these people who can assist in setting up and training the people using the program on the day of the Competition.

National Rifle Association of Australia Limited

5. The program can be used to run the actual Competition and produce results on the day, during the competition. Alternatively, if you do not wish to do this, it is possible to arrange with the State Administrators to only enter the Final Results, and this can be done at any time a day or two after the actual competition. Once done, the results will be posted automatically to the National Grading System.
6. If you use the program live, on the day of the Competition the people administering the program log into the appropriate NRAA site and begin taking entries as they come in. The program runs in “Real Time” and interfaces with the NRAA Membership Database and the NRAA Grading System. For each individual entry the competitor’s name or SID (Shooter ID number) is entered. The program finds the shooter in the database and automatically establishes the discipline and grade of the competitor. (E.G. TR or F Class and the Grade). This discipline and grade suggested by the program can be overridden if desired.
7. Once the competition has begun, score cards from each on the ranges in progress come to the program administrator who enters these scores into the system. The Organisers can choose from the start whether to enter each shot from the scorecard or to enter only the single total score for the range. Studies while using the system have shown that entering each shot is surprisingly fast and also more accurate than entering only a total score. Entering each shot also has the benefit in that the program will then do Countbacks automatically, saving a lot of time at the end of each range.
8. Once a Range has been completed, a report can be generated. The report sorts the results into Target Rifle by Grades and Scores, and F Class Disciplines by Grades and Scores. This report can be printed on a local printer if available. Once all ranges have been completed a Report can be generated for the Aggregates in each discipline and Grade.
9. If desired the Organisers can also arrange to have the results range by range plus the final results posted to the NRAA web site as they are published.
10. Because the program runs in “Real Time” a loss of power or a Computer Crash is not a problem. Each time an operation is completed the results is stored on the remote server running the program, so results are not lost. Simply recover from the power/computer problems that occurred and resume. The results will be there where they were left off.

THE NRAA GRADING SYSTEM

11. The purpose and great beauty of the above system is that at the end of the competition program the **RESULTS ARE AUTOMATICALLY FED INTO THE NATIONAL GRADING SYSTEM**. The Grading System then recalculates the grades for the competitors who took part and the new results are displayed on the NRAA web site.

N.B – IMPORTANT POINT

12. The only way scores can be submitted to the National Grading System will be through the Online Prize Meeting Program. As noted above, the number of competitions would eventually exceed the ability of the NRAA to enter results manually, especially given the very limited office resources of the NRAA.
13. For this reason, the NRAA will encourage Open Competition Organisers to use the program, and it will also be the responsibility of State Associations to encourage and assist Organisers to use it as well. It may well take some time to gain momentum but it is hoped that in future years it will mature and be a normal part of the process of running and organising a Prize Meeting.

APPENDIX 8 - Target Design and Construction

1. All Targets used by NRAA affiliated clubs should adhere to the following guidelines to avoid the chance of ricochet or fragmentation and possible injury to users.
 - (a) Targets should be kept as light as possible to enable easy handling by markers, but designed so that they can withstand local weather conditions.
 - (b) If possible, avoid using hardwood for frames. Laminated or soft pine is preferable. Hardened steel screws or bolts are not to be used on any part of the target that may sustain a projectile hit. Metal fittings of all types should be avoided.
 - (c) No ricochet inducing materials are to be used on any part of the exposed targets or framework.

National Rifle Association of Australia Limited

APPENDIX 9 - NRAA Service Rifle - Approved Standard Class Firearms

Action	Rifle Calibre	Model Identification	Mag Rds	Maker	Manufactured/Comments
Bolt	.303	Rifle No1 MkIII Pattern 14	5	Various	USA
Bolt	.303	Rifle No1 Shortened & Lightened	10	SAF Lithgow	Australia
Bolt	.303	Lee Metford & Lee Enfield	10	Various	UK - Open Sights
Bolt	.303	Rifle No4 Mk1, Mk2	10	Various	UK, Canada & USA Aperture Sights
Bolt	.303	Rifle No5 Jungle Carbine	10	Enfield	UK
Bolt	.303	Rifle No6 Jungle Carbine	10	SAF Lithgow	Australia
Bolt	.303	SMLE No1 MKIII	10	SAF Lithgow	Australia
Bolt	.303	SMLE Rifle No1 Various	10	Various	UK Open Sights
Bolt	.30-.40	M-1892 Krag-Jorgensen	5	Kongsberg Arsenal	Norway - USA. Adopted Service 1892-1903. 30" barrel
Bolt	11mm	M1871-1877	5	Peabody Arms	USA/Export to Turkey
Bolt	11.15x60R	Mauser 1871/1884	8	Germany Various	Germany (Black Powder Rnd) Infanterie Gewehr 1871/84
Bolt	30.06.30"	Model - 1917 Enfield	10	Win/Rem/Eddystone	USA - Various 1600yd sight, safety mod Aperture sights
Bolt	30.06.(30")	M 1903-A1	5	Springfield Rock Is	USA - Fitted w straight 'S' stock until 1902. Open sights
Bolt	30.06(.30")	M 1903- A3	5	Remington/Smith Corona	USA - 2 groove rifling/peep sight
Bolt	30.06(.30")	Mauser M35	5	FN/CZ Brno	Czech.
Bolt	6.5x58Pmm	Mauser M 1904	5	D.W.M.	Germany Obendorf
Bolt	6.5mm	M-1894 Krag-Jorgensen	5	Kongsberg Arsenal	Norway
Bolt	6.5mm	Type 38 Arisaka Carbine	5	Japanese Arsenals	Japan 1905 Mauser variant
Bolt	6.5mm	Type 38 Arisaka Carbine	5	Japanese Arsenals	Japan 1905 Cavalry use
Bolt	6.5mmx55	Mauser M 1894(M94)	5	Mauser & Co	Germany
Bolt	6.5mmx55	Mauser M 1896(M96)	5	Various	Germany, Sweden
Bolt	6.5mmx55	Mauser M 1904	5	D.W.M.	Germany - (Brazilian Crest Military Police)
Bolt	6.5mmx55	Mauser M 1938(M38)	5	Carl Gustaf	Sweden - 24" barrel
Bolt	6.5mmx55	M1891 Carcano	5	Terni/Carcano	Spain - clip fed rounds
Bolt	6.5mmx55	M1938 Carcano	5	Terni/Carcano	Spain - clip fed rounds
Bolt	7.5	36	5	MAS	B
Bolt	7.5mm	Karabiner K31	6	Waffenfabrik Bern	Switzerland

National Rifle Association of Australia Limited

Action	Rifle Calibre	Model Identification	Mag Rds	Maker	Manufactured/Comments
Bolt	7.62x51	Mauser M95 Spanish Carbine	5	Fabric De Armas	Spain Oviedo 17.56" barrel rebarreled 7.62mm CETME
Bolt	7.62x51	Mauser M98K	5	Various	Often mixed parts
Bolt	7.62x54R	Mosin Nagant 91/59	5	Soviet State Arsenal	USSR 1910 Clip fed
Bolt	7.62x54R	Mosin Nagant M1891	5	Soviet State Arsenal	USSR
Bolt	7.62x54R	Mosin Nagant M39	5	Soviet State Arsenal	USSR Finnish sharpshooter
Bolt	7.62x54R	Mosin Nagant M44	5	Romania	Romania post 1944
Bolt	7.62x54R	Mosin Nagant M-53	5	Soviet State Arsenal	USSR/China
Bolt	7.62x54R	Mosin Nagant M91	5	Remington	USA 1916 Clip fed
Bolt	7.62x54R	Mosin Nagant M91/30	5	Soviet State Arsenal	USSR 1930 clip fed
Bolt	7.62x54R	Mosin Nagant M91/30	5	Soviet State Arsenal	USSR 1938 Carbine
Bolt	7.62x51	Rifle 7.62 2A	10	Various	Converted - Ishapore
Bolt	7.62x51	Rifle 7.62 L8A3	10	Various	Converted RSAF/Enfield
Bolt	7.63x51	Rifle No4 Mk4	10	Aust Intl Arms	
Bolt	7.65x53	Mauser M 1889	5	Fabrique Nationale	Germany/Belgium
Bolt	7.65x53	Mauser M1890 M90	5	DM later D.W.M.	Germany/Turkey
Bolt	7.65x53	Mauser M1891 M91	5	DM later D.W.M.	Germany/Spain
Bolt	7.65x53	Mauser M 1891 M91	5	Ludwig Lowe	Germany/Argentina
Bolt	7.65x53	Mauser M1892 M92	5	Mauser Co	Germany/Spanish Navy
Bolt	7.65x53	Mauser M 1894 M94	5	DM later D.W.M.	Germany/Congo Free State
Bolt	7.65x53	Mauser M 1909 M98	5	Mauser-Werke A-G	Germany/Peruvian Crest
Bolt	7.65x53	Mauser M 1909 M98	5	FMAP Argentina	Argentina - German bayonet
Bolt	7.65x53	Mauser M1891 M91	5	Ludwig Lowe	Germany/Argentina
Bolt	7.65x53	Mauser M1893 M93	5	DM later D.W.M.	Germany - Turkey
Bolt	7.7mm	Type 99 Arisaka (short rifle)	5	Japanese Arsenals	Japan 1939 - folding bayonet
Bolt	7.7mm	Type 99 Arisaka (short rifle)	5	Japanese Arsenals	Japan - parachutists version/folding bayonet
Bolt	7mm	Mauser M 1894 M94	5	DM later D.W.M.	Germany
Bolt	7x57	Mauser 1904 M94	5	Mauser Co	Germany/Brazilian Military
Bolt	7x57	Mauser M 1895 Carbine	5	Ludwig Lowe	Germany/Chile - Chilean Crest
Bolt	7x57	Mauser M 1895 M95	5	Ludwig Lowe	Germany
Bolt	7x57	Mauser M 1893 M93	5	DM later D.W.M.	Germany/Spain
Bolt	7x57	Mauser M 1916 M93	5	German various	Spain (Short Rifle)
Bolt	8.2	Mauser M 1895 M95	5	Steyr/Mannlicher	Switzerland

National Rifle Association of Australia Limited

Action	Rifle Calibre	Model Identification	Mag Rds	Maker	Manufactured/Comments
Bolt	8mm	Mauser 98AZ (98a) carbine	5	German Arsenals	Germany Spandau barrel
Bolt	8mm	Mauser M 1898	5	German Arsenals	Germany
Bolt	8mm	Mauser Model 937	5	Mauser-Werke A-G	Germany -Portuguese Crest
Bolt	8mm	Mauser Model 937-A	5	Mauser-Werke A-G	Germany - Portuguese Crest
Bolt	8mm	Mauser Model 98/29	5	Czech Z,A,Z Brno	Czech. Persian Lion Crest, 29.12" barrel
Bolt	8mm	Mannlicher M95/34	5	Styer	Austria 19" barrel carbine version
Bolt	9.5mm	Mauser M 1895 M75	8	DM later D.W.M.	Germany/Turkey
Bolt	.308	T3 Artic	5	Tikka	Commercial variant of the Colt

Acknowledgement to SSAA's Combined Services - Approved Bolt Action Rifle List

National Rifle Association of Australia Limited

APPENDIX 10 - NRAA Service Rifle - Approved Sniper Rifles

Action	Rifle Calibre	Model Identification	Mag Rds	Maker	Origin/Comments
Bolt	.303	P14 Mark1	5	Winchester	USA/ Original Aldis sniping scope fitted
Bolt	.303	MkIII Ross Rifle	5	Ross	Canada/6x Warner&Swasey
Bolt	.303	MkIII Ross Rifle	5	Ross Rifle Co	Canada/6x Warner& Swasey
Bolt	.303	Enfield No3 Mk1	10	Win/Rem/Eddystone	
Bolt	.303	Rifle No1 MkIII	10	Various	UK/Scopes from 2X-5X
Bolt	.303	Rifle No4 MkI (T)	10	Various	UK/(3X No 332 scope)
Bolt	.30	M1903 Sniper	5	Rock Island Arsenal	USA/8X Unerti Scope/USMarines
Bolt	.30	M1903 Sniper	5	Springfield	USA/8X Unerti Scope/USMarines
Bolt	.30	M1903A4	5	Springfield Arsenal	USA/M72B1 original scope
Bolt	.30	M1903-A4 Sniper (MO3A4)	5	Remington Arms Co	USA/3X Weaver scope
Bolt	.30	M17	5	Eddystone/Various	USA/8X UNERTL scope/ Marines
Bolt	.30	M1903 Sniper (03A1)	5	Various	USA/8X UNERTL scope/ Marines
Bolt	.30	M1903 Sniper (03A3)	5	Remington	USA/8X UNERTL scope/ Marines
FBlock	45/70	Sharps 1874	1	Sharps	USA/also Shiloh Repro
Bolt	6.5	Type 97 Arisaka	5	Japanese Arsenal	Japan(1905)/Mauser variant
Bolt	6.5	Mauser 1896 (M96) Sniper	5	Carl Gustaf S.G.F.	Sweden/4X Ajack scope
Bolt	6.5	Mauser M1896 M96 Sniper	5	Husqvarna	Sweden/4X scope
Bolt	6.5	Mauser M1938 M38 Sniper	5	Husqvarna	Sweden/Sht barrel
Bolt	6.5	Mauser M41	5	Carl Gustaf S.G.F.	Sweden/29.05" barrel
St Pull	7.5	Carbine M31/42	6	Schmidt-Rubin	Switzerland/ 1.8X scope
St Pull	7.5x55	Carbine M31/42	6	Schmidt-Rubin	Switzerland/2.8x scope
Bolt	7.62x51	Mauser Model 98 KAR Sniper	5	Czech Z,A,S Brno	Germany/Israel/4Xscope mount
Bolt	7.62x54R	M1891/30 SR	5	Mosin-Nagant	Russia/ Orig PU scope fitted
Bolt	7.62x54R	Mosin Nagant Finnish M39	5	Soviet State Arsenal	USSR/ 3.5X or 4X PE fitted
Bolt	7.62x54R	Mosin Nagant M53 Sniper	5	Soviet State Arsenal	USSR/3.5X or 4X PE fitted
Bolt	7.7(.303)	Type 99 Arisaka	5	Japanese Arsenal	Japan/ 4X scope/fold bayonet/barrel length 25.75"
Bolt	7.9x57GP	Karabiner	5	Mauser	Germany/original scope fitted
Bolt	7.9x57GP	Gewehr 1898	5	Mauser	Germany/original scope fitted
Bolt	8mm	Mauser Model 98	5	Mauser-Werke A-G	Germany/ 23.6" barrel/range of sporting scopes.
Bolt	8mm	Mauser Model 98	5	Mauser-Werke DWM	Germany/Carbine 1.5xZF41 and ZF4 4x scopes
Bolt	8mm	Mauser Model 98	5	Mauser-Merke DWM	Germany/ Carbine - scope claw mounts
Bolt	8mm	Mauser Model 98	5	Mauser-Merke DWM	Germany/ Carbine - scope side mounts
Bolt	.300 Win	Model 700 M24	5	Remington	USA/Range of calibres
Bolt	5.56	KM77RP MkII	4+1	Sturm/Ruger &Co	USA/Range of calibres
Bolt	5.56	KM77VLE MkII	4+1	Sturm/Ruger &Co	USA/Range of calibres
Bolt	6.5x55	Model 1955 SR	6	Schmidt-Rubin	Switzerland/Orig scope fitted
Bolt	7.63x51	Berretta Sniper	5	Berretta SpA	Italy/1.5-6X scopes

National Rifle Association of Australia Limited

Action	Rifle Calibre	Model Identification	Mag Rds	Maker	Origin/Comments
Bolt	7.62x51	Enfield Enforce (L39A1	10	WSAF/NZ	UK/ No32 Plain scope/ square box Mag Police issue 7.62x51
Bolt	7.62x51	FN 30-11	10	Fabrique Nationale	Belgium/ 4x 28FN sight
Bolt	7.62x51	FR-F1	10	GIAT	France/4X Model 53 sights
Bolt	7.62x51	FR-F2	10	GIAT	France/6X42 or 3.2XOB sights
Bolt	7.62x51	H&K BASR	4	Heckler&Koch	Germany/Sights to suit
Bolt	7.62x51	KM77RSP MkII	4+1	Sturm, Ruger & Co	USA/
Bolt	7.62x51	L96A1	10	Accuracy Intl	UK/PM 6x42 Smidt & Bender scope
Bolt	7.62x51	L96A1 AW	10	Accuracy Intl	UK/ 10x42 Hensoldt Scope
Bolt	7.62x51	M77VLE MkII	4+1	Sturm, Ruger & Co	USA/
Bolt	7.62x51	M-82 Sniper	4	Parker Hale	UK/4-10X variable scope
Bolt	7.62x51	M-85 Sniper	10	Parker Hale	UK/6X x42 Smidt & Bender scope
Bolt	7.62x51	Mauser 86 Sniper	3	M.W.O.G.	Germany/
Bolt	7.62x51	Mauser 86-SR	3	M.W.O.G.	Germany/
Bolt	7.62x51	Mauser SP-66	3	M.W.O.G.	Germany/Zeiss Diavari 1.5-6X
Bolt	7.62x51	M24	5	Remington	USA/10X Leupold M3 Ultra scope
Bolt	7.62x51	M40	5	Remington	USA/3 to9X Redfield
Bolt	7.62x51	M40A1	5	Remington	USA/10X UNTERTL scope
Bolt	7.62x51	NM1495	5	Unknown	Norway/ 6Xx42 Smidt&Bender
Bolt	7.62x51	Omark 44	Sgl	Omark	Australia/Bushnell 3-(X)/Weaver 4-10X.
Bolt	7.62x51	Rifle L421	10	Various	UK/ 700mm barrel, No 32 scope
Bolt	7.62x51	SSG P Series(I, 11, III)	5	Steyr Daimier Puch	Switzerland/ Target Rifle
Bolt	7.62x51	SSG-69 Steyr Mannlicher	5	Steyr Daimier Puch	Switzerland/Target Rifle
Bolt	7.62x51	Win Model 70	5	Winchester	USA/ 8x UNERTL scope. Korea/Vietnam
Bolt	22-250	M55	3	Tikka	Finland/ Must be fitted with a biathlon style adjustable stock. Kahles ZF69 6X42 scope
Bolt	.300/.338	SR93	5	Mauser	Germany/ Original scope fitted
Bolt	.338	TRG-41	5	Sako Ltd	Finland/Original scope fitted
Bolt	.338	TRG-41	5	Sako	Finland/690mm barrell
Bolt	5.56mm	SSG-2000	5	SIG-Sauer	Switzerland/1989>/1.5-6x42 scope
Bolt	5.56mm	Model 110 FP	10	Savage	USA/Variable scope
Bolt	7.62x51	Enfield Enforcer	10	Royal Small Arms Factory	UK/ Commercial zoom scope fitted
Bolt	7.62x51	FN 30-11	9	FN	Belguim/Anschultz iron sights
Bolt	7.62x51	Fusis 1	10	MNAS	France/Original scope
Bolt	7.62x51	Fusil 30-11	9	Gait Industries	France/ Original scope fitted
Bolt	7.62x51	L96A1	10	Accuracy Intl	UK/ Original Schmidt & Bender scope fitted
Bolt	7.62x51	M77	5	Sturm, Ruger Inc	USA/ Original iron sights fitted

National Rifle Association of Australia Limited

Action	Rifle Calibre	Model Identification	Mag Rds	Maker	Origin/Comments
Bolt	7.62x51	Model 110FP	5	Savage	USA/Variable scope
Bolt	7.62x51	Model 85	10	Gibbs Rifle Co (Parker Hale)	USA/Original iron sights fitted
Bolt	7.62x51	Model 86SR	9	Mauser	Germany/ Original scope fitted
Bolt	7.62x51	NM 149 SR	5	Vapensmia A/S	Norway/ 6x42 Original Schmidt & Bender scope fitted
Bolt	7.62x51	Psg 90 SR	9	Accuracy Intl	Sweden/ Original scope fitted
Bolt	7.62x51	SP66 SR	3	Mauser	Germany/ Original Zeiss 1.5-6x42 Diavari scope fitted
Bolt	7.62x51	SSG2000	4	SIG-Sauer	Switzerland/original scope fitted
Bolt	7.62x51	SSG-2000	4	SIG-Sauer	Switzerland/1.5-6x42 scope. Production 1989>
Bolt	7.62x51	SSG-3000	5	SIG-Sauer	Switzerland/Original Hensoldt 1.5-6x42 scope fitted.
Bolt	7.62x51	SSG-3000	5	SIF-Sauer	Switzerland/Production 1993>
Bolt	7.62x51	TRG-21	10	SAKO	Finland/Production 1992>
Bolt	7.62x51	TRG-21	10	Sako Ltd	Finland/Original scope fitted.

Acknowledgement to SSAA's Combined Services - Approved Sniper Rifle List